

QUEENS

Winthrop Eagles

2025-26 Record: 0-0, 0-0 Big South

2024-25 Record: 23-11, 11-5 Big South

Head Coach: Mark Prosser (5th season/9th overall)

Winthrop/Career Record: 78-52/121-128

Big South Record: 43-23



Queens Royals

2025-26 Record: 0-0, 0-0 ASUN

2024-25 Final Record: 20-15, 13-3 ASUN

Head Coach: Grant Leonard (4th season/same)

Queens/Career Record: 52-49/same

ASUN Record: 25-27

WINTHROP



TIP-INS

- Eagles are in their 48th season of basketball overall and 41st in the Big South Conference
- Coming off a season in which the Eagles fell in the Big South Conference Championship game
- It was the programs 19th Big South Conference Championship game appearance and 4th appearance in the previous six seasons
- Winthrop won 23 games in 2024-25, the 9th 20-win season in its D1 Era
- Eagles hold a 30-18 all-time record in season openers
- This is the first season opener at a neutral site since December of 2020 when the Eagles opened at the Wade Houston Tip-Off (MTE) in Louisville, Ky.
- That year the Eagles opened the season with a 75-67 win over UNC Greensboro
- Winthrop is 130-95 all-time in the month of November and has been .500 or better in 12 straight seasons
- On Nov. 17, 2024 the Eagles captured the program's 800th win all-time (820-623)
- The victory was also the 100th career win for head coach Mark Prosser
- In 2024-25, the Eagles earned 10 wins prior to league play for first time since 2015-16

HOW THEY MATCHUP



84.7	Scoring	76.7
.474	FG%	.450
.342	3FG%	.350
8.1	3FGM PG	9.2
.668	FT%	.686
38.6	Rebounding	36.8
12.9	Assists	16.0
7.9	Steals	6.5
3.4	Blocks	5.3
13.1	Turnovers PG	12.6
78.0	Scoring Defense	74.6
.439	FG% Defense	.447
.349	3FG% Defense	.341
+2.4	Rebound Margin	+1.8
+1.3	Turnover Margin	-0.7
L1	W/L Streak	L1

GAME INFORMATION

Game 1: Winthrop vs. Queens

Nov. 3, 2025 | 8:00 a.m. (EST)

Rock Hill, S.C. | Rock Hill Sports & Event Center (1,200)

Radio: Winthrop Sports Network

Station: 94.3 FM | WGNC AM1450/101.1FM | ESPN730

Play-by-Play: Mike Pacheco

Analyst: Michael Jenkins

Television: Field of 68 YouTube Channel

Play-by-Play: Paul Fritschner

Analyst: Randolph Childress

---Series History vs. Queens---

Overall..... 5-2

Last Meeting 11/30/24

Result W, 86-78

Current Streak W5

at Neutral Site 0-0

In Overtime 0-0

Most Points (WIN)..... 88 (12/5/23)

Most Points (QUEENS)..... 85 (12/15/93)

Prosser vs. Queens 2-0

Prosser vs. ASUN..... 5-0

2025-26 Schedule/Results

0-0, 0-0 Big South

NOVEMBER (0-0)

3	+	Queens	8:00 a.m.
7		at George Mason	7:00 p.m.
11		at Coastal Carolina	7:00 p.m.
15		Mercer (Homecoming)	2:00 p.m.
18		at Arkansas	8:00 p.m.
23		at Jackson State	TBD
25		at Nebraska	8:30 p.m.
29		S.C. State	4:00 p.m.

DECEMBER (0-0)

2		at LIU	TBD
6		Coastal Carolina	2:00 p.m.
9		Toccoa Falls	6:30 p.m.
13		Bob Jones	6:30 p.m.
18		at North Dakota	8:00 p.m.
21		Clinton College	12:00 p.m.
28		at Texas Tech	2:00 p.m.
31	*	at Longwood	3:00 p.m.

JANUARY (0-0)

3	*	Gardner-Webb	4:00 p.m.
7	*	Charleston Southern	6:30 p.m.
10	*	at USC Upstate	2:00 p.m.
14	*	High Point	6:30 p.m.
17	*	at UNC Asheville	2:00 p.m.
21	*	Radford	6:30 p.m.
24	*	at Presbyterian College	4:30 p.m.
31	*	UNC Asheville	2:00 p.m.

FEBRUARY (0-0)

4	*	at Radford	7:00 p.m.
7	*	Longwood	2:00 p.m.
12	*	at Gardner-Webb	7:00 p.m.
19	*	USC Upstate	6:30 p.m.
21	*	at High Point	4:00 p.m.
26	*	at Charleston Southern	7:00 p.m.
28	*	Presbyterian College	4:00 p.m.

MARCH (0-0)

4-8 # Big South Tournament TBD

+ Field of 68 Opening Day Marathon

(Played at Rock Hill Sports & Events Center - Rock Hill, SC)

* Big South Conference Game

Big South Tournament (Freedom Hall | Johnson City, Tenn.)

All Games (EST)

PROBABLE STARTERS (2024-25 STATS)



1	WILSON	2	ROZIER	7	BERRY	11	CLOUET	51	DUNCOMB
Sr.	Guard	Sr.	Guard	Sr.	Forward	Sr.	Forward	Sr.	Forward
MIN.	11.8	MIN.	26.6	MIN.	35.8	MIN.	23.3	MIN.	8.0
PPG	2.0	PPG	6.7	PPG	13.8	PPG	8.9	PPG	3.0
RPG	0.8	RPG	1.9	RPG	5.3	RPG	2.7	RPG	2.5
APG	2.0	APG	3.3	APG	2.8	APG	0.9	APG	0.1
FG%	37.5	FG%	33.5	FG%	38.7	FG%	33.5	FG%	54.2
3FG%	34.8	3FG%	31.5	3FG%	28.5	3FG%	32.4	FT%	66.7

Athletic Communications/MBB Contact
Brett Redden - Asst. AD for Communications
(803) 367-1649 / reddennb@winthrop.edu

2025-26 Winthrop Basketball Roster

NUMERICAL ROSTER

NO.	NAME	YR.	POS.	HT.	WT.	HOMETOWN/PREVIOUS SCHOOL
0	Kaleb Evans	Fr.	G	6-4	190	Lexington, S.C. / Moravian Prep/YNG Dreamerz
1	Isaiah Wilson	Gr.	G	6-1	180	Pittsburgh, Pa./ Richmond
2	Kareem Rozier	Sr.	G	5-9	180	Detroit, Mich. / Duquesne
3	Josh Meo	Sr.	G	6-4	195	Orlando, Fla. / Coastal Carolina
4	Pharrell Boyogueno	Sr.	G	6-6	215	Greenville, S.C. / Gardner-Webb
5	Brayhlan Thomas	So.	G	6-6	205	Atlanta, Ga. / Georgia Southern
7	Daylen Berry	R-Sr.	G	6-4	175	Raleigh, N.C. / Charleston Southern
8	Cam Christy	Sr.	G	6-4	200	Walton, Ky. / Mount St. Joseph University
11	Kody Clouet	Gr.	G	6-5	210	San Marcos, Calif. / San Diego
15	Tommy Kamarad	Gr.	F	6-8	205	Buford, Ga. / Arkansas Tech
21	Tai Hamilton	Jr.	F	6-10	200	Charlotte, N.C. / William & Mary
22	Henry Harrison	Jr.	G	5-11	175	Lewisburg, Pa./ Lewisburg H.S.
23	Ed Nnamoko	Sr.	F	6-10	230	Lagos, Nigeria / New Mexico State
25	Seifeldin Hendawy	So.	G	6-8	200	Cairo, Egypt / Loyola Chicago
51	Logan Duncomb	Sr.	C	6-10	230	Cincinnati, Ohio / Xavier

COACHING STAFF

Head Coach—Mark Prosser (Marist, '02)

Associate Coach—Tony Rack (Northern Kentucky, '15)

Associate Coach—Monty Sanders (Elon, '09)

Assistant Coach—Mitchell Hill (Tennessee Tech, '15)

Assistant Coach—Sid Crist (Fairmont State, '16)

Video Coordinator—Matt Erps (Winthrop, '18)

Graduate Assistant—Cooper Sisco (?????)

PRONUNCIATION GUIDE

11	Kody CLUE-IT
15	Tommy CAM-UH-RAD
23	Ed NAH-MOE-KO
25	SAY-feh-deen en-DAH-wee
51	Longa DONE-COME

RADIO / TV PLAYER PHOTO CHART



Kaleb Evans
G, 6-4, Fr.
Lexington, S.C.



Isaiah Wilson
G, 6-1, Sr.
Pittsburgh, Pa.



Kareem Rozier
G, 5-9, Sr.
Detroit, Mich.



Josh Meo
G, 6-4, Sr.
Orlando, Fla.



Pharrell Boyogueno
G, 6-6, Sr.
Greenville, S.C.



Brayhlan Thomas
G, 6-6, So.
Atlanta, Ga.



Daylen Berry
G, 6-4, 175
Raleigh, N.C.




Cam Christy
G, 6-4, Sr.
Walton, Ky.



Kody Clouet
G, 6-5, Sr.
San Marcos, Calif.




Tommy Kamarad
F, 6-8, Sr.
Buford, Ga.




Tai Hamilton
F, 6-10, Jr.
Charlotte, N.C.



Henry Harrison
G, 5-11, Jr.
Lewisburg, Pa.



Ed Nnamoko
F, 6-10, Sr.
Lagos, Nigeria



Seifeldin Hendawy
G, 6-8, So.
Cairo, Egypt



Logan Duncomb
C, 6-10, Sr.
Crystal Lake, Ill.



Mark Prosser
HEAD COACH

Click The QR Code Below
To Access Player Bios For This Game



Player Career Stats Located In Back
Pages Of Game Notes

EAGLE EYE VIEW OF THE TEAM

WINTHROP SERIES HISTORY VERSUS QUEENS/ASUN

- Eagles and Royals meet for the third straight season and 8th time overall
- The Eagles won last year's meeting 86-79 to now lead the series 5-2 and have won five straight meetings
- Last season was the first time the Eagles had ever traveled to play at Queens as all previous meetings were in Rock Hill
- The Trans America Conference (formed in 1978) rebranded into the ASUN in 2001 and the Eagles are an all-time 20-16 against their members
- This is the 3rd time the Eagles have faced Queens in a season opener
- The last matchup in a season opener for the Eagles was 2010 in a 70-61 win and the other in 2007 in a 68-61 win (both at the Winthrop Coliseum)

SEASON OPENERS

- This game marks the earliest men's basketball has ever opened a season
- It is the second straight year the Eagles have broken that mark (Nov. 4 last year) and three seasons again they had tied the earliest start in a Nov. 6 game at Clemson to open 2023-24
- Have won four of the last six seasons openers and are 30-18 all-time
- Have won nine of the last 13 and 15 of the last 19 season openers
- The most points in a season opener are 103 against Averett College (11/25/1989) and the fewest points are 44 which happened 11/21/03 at #9 Kentucky
- This is the first season opener at a neutral site since December of 2020 when the Eagles opened at the Wade Houston Tip-Off (MTE) in Louisville, Ky.
- That year the Eagles opened the season with a 75-67 win over UNC Greensboro
- All-time the Eagles are 2-2 when opening the season on a neutral court

LOOKING BACK AT 2024-25

- Season ended with an 81-69 loss to High Point in the Big South Conference Champoinship game
- Won 10 of the last 12 games that included two five-game win streaks (both losses to High Point)
- Finished with a 16-2 home mark, tying the program record for the most in a single-season
- Earned 23 victories on the year, with the 20th coming in the final regular season road game in an 85-59 win at Longwood
- It is the 15th 20-win season in the history of the program and the 23 wins tied for th 5th most in a single-season
- Finish 11-5 in the Big South and tied for second place with UNC Asheville (received the 3rd seed)
- Reached 10 league wins for the 21st time in program history and 10 wins before conference play began for the first time since 2015-16
- Led the nation in free throw attempts per game (28.5) and were 4th in makes per game (19.1)
- The Eagles broke a program record scoring 84.5 ppg, which ranked 6th nationally in 2024-25
- It broke the record set by the 1992-93 team that averaged 83.6 ppg (30 games)
- Last year's team was 23-3 when scoring 70 or more points
- It was the just the 5th time in program history an Eagle team averaged 80 or more points per game in a season
- Finished as one of the top rebounding teams in 2024-25, ranked 25th nationally in rebounds per game (38.59)
- Had the most steals in a season (270) since the 2009-10 team had 283 and the 8th most by any Winthrop team
- Set a program record for most games with 100 or more points (6)
- Kelton Talford earned All-Big South First Team Honors while Kasen Harrison and K.J. Doucet were named Honorable Mention
- Paul Jones III was named to the All-Freshman Team

EAGLES HISTORY IN REGULAR SEASON NEUTRAL SITE GAMES (DI ERA)

- This is the first regular season neutral site game since Nov. 23, 2022 when the Eagles traveled to Cancun, Mexico for the Cancun Challenge
- On Nov. 23 the Eagles earned a 101-87 victory over Eastern Michigan
- All-time in regular season neutral site games the Eagles are 12-21
- Some of the marquee wins in program history have come on a neutral court during the regular season starting with the 2007 victory over 19th-ranked Miami
- In that same season before the win over Miami the Eagles knocked off Georgia Tech at the Paradise Jam in St. Thomas, Virgin Islands
- Eagles are 3-2 in the last five regular season neutral site games and 4-6 in the last 10

TEAM NEWS

- This is the program's 1,444th game as Winthrop holds an all-time record of 820-623
- This is the 108th game the Eagles have played on a neutral site and hold an all-time record of 51-56
- Eagles replaced their entire starting lineup from 2024-25 and lost 89 percent of its total points
- Lost 81 percent of its total rebounds and 91 percent of its total three-point field goals
- Hold an all-time mark of 130-95 in the month of November, 139-150 in the month of December, 256-189 in January, 236-153 in February and 56-36 in March
- Mark Prosser coached his 100th game as head coach of the Eagles on Nov. 15 and captured his 100th career win the same

EAGLE EYE VIEW OF THE TEAM

day

- The win also marked the 800th in program history
- The 100th win for Prosser came on a three-pointer at the buzzer-beater
- It was the first buzzer beater win for the Eagles since Keon Johnson's jumper as time expired in an 86-84 victory at Radford on Jan. 13, 2016
- Voted to finish fifth in the Big South Conference Preseason Poll, one vote behind Radford (4th) and Longwood (3rd)
- Winthrop has 13 or more threes in 46 games in the Prosser Era (Hold a 37-9 record in those 46 contests)
- Over the last four seasons Winthrop is 98-14 when leading at the half (152-25 since the start of the 2015-16 season/166-34 since the 2014-15 season)
- In the last 13 seasons the Eagles are 191-28 when leading at the half, 47-99 when trailing and 10-4 when tied
- In the last 220 victories, the Eagles have won by double-figures in 134 of them (61%)
- Over the last 13 seasons Winthrop is 180-70 when attempting 20 or more free throws, 58-14 when attempting 30 or more, 12-3 when attempting 40 or more and 1-1 when attempting 50-plus
- During that same time span, Winthrop is 80-74 when it has less than 20 free throw attempts
- Have won 19 of the last 22 games attempting 30 or more free throws after having lost 4-of-5 prior
- In the last 13 seasons Winthrop is 80-12 when making 10 or more threes and attempting 20 or more free throws in same game
- Since 2012-13 the Eagles have more wins than any other Big South Conference school (263), 26 more than the next team (Radford -236)

TEAM STREAKS

- Have hit at least one three-point basket in 415 consecutive games
- Have 13 straight seasons with 10 or more home wins
- Have been Top 3 scoring in the Big South for 10 straight seasons
- At least 10 or more free throw attempts in 32 straight games

HEAD COACH MARK PROSSER

- In his fifth season as head coach of the Eagles and 9th season overall as a head coach
- He became the 7th head coach in program history and joined all previous head coaches in winning their first game coaching the Eagles
- Coached in his 100th game at the helm of the Eagles on Nov. 15 and earned his 100th career win in the same game
- Coached his 200th game and earned his 50th victory at Winthrop on Jan. 10 and earned an 81-71 road win
- Mark Prosser is coaching in his 247th game (219th at NCAA D1 level)
- Prosser moved into 5th on the all-time wins list at Winthrop with 75, passing Steve Vacendak (74) after the win at Longwood

CURRENT BIG SOUTH MEMBERS

<i>(ranked by overall wins)</i> School	Since (2012-13)		2024-25	2024-25
	Overall	Big South	Overall	Big South
Winthrop	264-147	153-69	23-11	11-5
Radford	236-187	130-92	20-13	9-7
UNC Asheville	230-181	136-82	21-11	11-5
High Point	224-185	129-92	29-5	14-2
Gardner-Webb	220-199	129-95	11-20	5-11
Longwood	177-245	87-137	18-14	7-9
USC Upstate**	149-233	40-76	6-26	2-14
Presbyterian College	133-276	61-160	14-19	7-9
Charleston Southern*	107-239	57-133	10-22	6-10

(Games Through Mar. 9, 2025)

* Charleston Southern had 51 wins (31 conference wins and 3 conference tournament wins vacated)

** USC Upstate overall record from 2012-13 - 2017-18 in Atlantic Sun Conference



Queens -
at George Mason -
at Coastal Carolina -
Mercer -
at Arkansas -
at Jackson St. -
at Nebraska -
S.C. State -
at LIU -
Coastal Carolina -
Toccoa Falls -
Bob Jones -
at North Dakota -
Clinton -
at Texas Tech -
at Longwood -
Gardner-Webb -
Charleston Sou. -
at USC Upstate -
High Point -
at UNC Asheville -
Radford -
at Presbyterian -
UNC Asheville -
at Radford -
Longwood -
at Gardner-Webb -
USC Upstate -
at High Point -
at Charleston Sou. -
Presbyterian -

NEXT EAGLES WIN WILL...

- Be a second straight year opening the season with a victory
- Be a sixth straight win over Queens
- Give Prosser his 121st career win and 115th win as an NCAA D1 coach
- Give the program 821 victories all-time
- Be the 680th all-time at the NCAA D1 level

WINTHROP

All-Time Head Coaches (Wins)

Coach	Wins	Losses	Pct.
Gregg Marshall	194	83	.700
Pat Kelsey	186	95	.663
Nield Gordon	160	100	.615
Mark Prosser	78	52	.600
Randy Peele	77	82	.484
Steve Vacendak	74	98	.430
Dan Kenney	51	113	.331

EAGLE EYE VIEW OF THE TEAM

- Led the Eagles to 23 wins in 2021-22, the most by any first-year head coach in program history
- Coached the Eagles to another 23-win season in 2024-25 as the team broke the school record for scoring average (84.7), free throws made (648 and free throws attempted (970)
- Prosser joined Steve Vacendak, Gregg Marshall and Randy Peele as the only coaches to start their Winthrop career 2-0
- Became 1-of-3 Winthrop coaches to win their first Big South Conference regular season game and to start 2-0 (Dan Kenney/Gregg Marshall) and just Prosser and Marshall began their Big South career 5-0
- First Winthrop coach to reach at least 11 league wins in first season at the helm (finished with 14)
- Guided the team to its first ever win over a PAC 12 opponent with an 82-74 win at Washington (11/27/21)
- Came to the Eagles after three years as head coach of Western Carolina
- In his second season with the Catamounts he and his staff put together the nation's second biggest turnaround in D1 men's basketball (12-win improvement)
- Spent six seasons at Winthrop as an Associate Head Coach (Assistant coach - 1st year)
- Holds a career record of 120-128 (115-105) at the NCAA D1 level)
- Graduated from Marist and then became a student assistant three seasons before joining the staff at Wofford as an assistant coach in 2002-03
- After one season he became an assistant coach at Bucknell (2003-08)
- While at Bucknell, the Bison upset Kansas in the 2005 NCAA Tournament
- Returned to Wofford as an assistant coach in 2008 where he remained until taking the head coaching job at Brevard College in 2011-12
- After one season he left Brevard to join the Winthrop coaching staff

NATIONAL STATISTICAL RANKING (2024-25)

Category	Rank (Top 75)
Free Throw Attempts PG	1st (28.5)
Free Throws Made PG	1st (19.1)
Scoring Offense	6th (84.7)
Turnovers Forced PG	34th (14.38)
Rebounds PG	25th (38.59)
Field Goal Percentage	45th (.474)
Offensive Rebounds PG	53rd (12.38)
Steals PG	59th (7.9)
Effective FG%	62nd (.540)
Winning Percentage	57th (.676)
Defensive Rebounds PG	59th (26.21)
Scoring Margin	69th (+6.7)

All South Carolina D1 Schools (2024-25)

Team	W	L	Pct.
#22 Clemson	27	7	.794
Charleston	24	9	.727
Furman	25	10	.714
Winthrop	23	11	.676
South Carolina St.	20	13	.606
Wofford	19	16	.543
Presbyterian	14	19	.424
South Carolina	12	20	.375
Charleston Southern	10	22	.313
Coastal Carolina	9	20	.310
USC Upstate	6	26	.188
The Citadel	5	25	.167
Totals	179	183	.495

STATS AVERAGE PER MONTH (2024-25)

Month	FG%	FT%	3PT%	Reb.	APG	TOPG	BPG	SPG	PPG (Games)
November	.442	.665	.283	42.7	12.0	13.9	3.7	9.9	84.0 (9)
December	.467	.676	.345	40.2	12.7	13.3	3.7	7.0	86.5 (6)
January	.486	.646	.329	35.0	10.8	11.8	3.1	8.3	83.0 (8)
February	.498	.724	.390	36.6	14.3	13.6	3.0	6.3	84.9 (7)
March	.494	.618	.425	37.8	16.3	13.0	3.3	7.3	86.5 (4)

2024-25 EAGLE TRENDS

THE EAGLES RECORD

Overall: 23-11
At home: 17-2
On the road: 4-8
At a neutral site: 2-1
In the Big South: 11-5
Big South Home: 7-1
Big South Away: 4-4
Overtime: 1-0
Night Tip: 14-5
Daytime Tip: 9-6
Morning Tip: 0-0
Win the Opening Tip: 17-6
Lose the Opening Tip: 6-5
Nationally ranked opponents: 0-0
Opponents receiving votes: 0-0
ACCNX: 0-3
BTN: 0-1
ESPN+: 21-6
ESPN2: 0-1
ESPNU: 1-0
Play a team with a record over .500: 10-10
A team with a record below .500: 10-1
A team with a record of .500: 3-0
Lead at halftime: 20-2
Trail at halftime: 3-9
Tied at halftime: 0-0
Lead 10+ at halftime: 9-1
Trail 10+ at halftime: 0-4
Score first: 11-6
1st possession is a turnover: 5-1
1st possession is a made FG: 3-4
1st possession is a missed FGA: 15-5
1st possession is a made FT: 1-0
1st possession is a missed FT: 0-0
Make First Field Goal Attempt: 6-5
Miss First Field Goal Attempt: 17-6

SCHEDULED TIME OF TIP/DAY OF WEEK

(record by time zone, not just EST)

Tip at 11 a.m.: 0-0
Tip at 12 p.m.: 1-1
Tip at 12:30 p.m.: 0-0
Tip at 1 p.m.: 0-0
Tip at 2 p.m.: 5-3
Tip at 2:30 p.m.: 2-0
Tip at 3 p.m.: 0-0
Tip at 4 p.m.: 1-1
Tip at 4:30 p.m.: 0-1
Tip at 5 p.m.: 1-1
Tip at 5:30 p.m.: 0-0
Tip at 6 p.m.: 0-0
Tip at 6:30 p.m.: 7-0
Tip at 7 p.m.: 5-4
Tip at 7:30 p.m.: 0-0
Tip at 8 p.m.: 0-0
Tip at 8:30 p.m.: 1-0
Monday: 2-1
Tuesday: 1-1
Wednesday: 6-1
Thursday: 3-0
Friday: 2-1
Saturday: 7-5
Sunday: 1-2

SCORING

Scores between 10-19: 0-0
20-29 points: 0-0
30-39 points: 0-0
40-49 points: 0-0
50-59 points: 0-1
60-69 points: 0-7
70-79 points: 3-0
80-89 points: 9-3
90-99 points: 5-0
100-plus points: 6-0
Shoot 10-19 percent from the field: 0-0
20-29%: 0-1
30-34%: 0-2
35-39%: 0-4
40-44%: 2-1
45-49%: 7-1
50-59%: 12-2
60-plus: 1-0
Higher FG% than opponent: 21-4

Lower FG % than opponent: 2-7
FG% is the same: 0-0
Hit 7 or more threes: 16-4
Hit less than 7 threes: 5-7
Attempt less than 20 threes: 7-2
Attempt 20 or more threes: 16-9
Attempt 30 or more threes: 3-3
Turn ball over less than 10 times: 3-3
10-15 times: 15-6
16-20 times: 4-2
21-plus: 1-0
Make more free throws: 15-5
Make fewer free throws: 8-5
Make same free throws: 0-1
Attempt more free throws: 16-7
Attempt fewer free throws: 5-4
Attempt same free throws: 2-0
Have more rebounds: 17-2
Have fewer rebounds: 6-9
Have same rebounds: 0-0
Have more turnovers: 9-3
Have fewer turnovers: 12-7
Have same turnovers: 2-1
Have more steals: 14-5
Have fewer steals: 8-5
Have same steals: 1-1

LATE IN THE GAME(regulation only)

Lead with five minutes left: 17-0
Trail with five minutes left: 5-11
Tied with five minutes left: 1-0
Lead with one minute left: 21-0
Trail with one minute left: 2-11
Tied with one minute left: 0-0
Bench scores more points: 13-2
Bench scores fewer points: 9-9
Bench scores same points: 0-0
1 Score Double-Figures: 0-0
2 Score Double-Figures: 0-3
3 Score Double-Figures: 4-3
4 Score Double-Figures: 9-3
5 Score Double-Figures: 9-2
6 Score Double-Figures: 0-0
7 Score Double-Figures: 1-0

GAMES DECIDED BY...

1 point: 1-0
2 points: 1-1
5 points or less: 7-1
6-9 points: 4-4
Double-figures: 12-6

First Basket (POINT) is a...

Jumper: 2-1
Lay-up/Tip-in: 8-5
Dunk: 2-0
Free Throw: 5-4
Three-Pointer: 5-1

POINTS OFF TURNOVERS

Score more off turnovers: 14-2
Outscored off turnovers: 8-9
Tied in points off turnovers: 1-0

POINTS IN PAINT

Score more points in paint: 21-2
Outscored in paint: 2-7
Tied in points in paint: 0-2

2ND CHANCE POINTS

Score more 2nd chance points: 15-2
Outscored in 2nd chance points: 7-8
Tied in 2nd chance points: 1-1

SCHOOLS FROM...

Arkansas: 1-0
Florida: 0-1
Georgia: 2-1
Indiana: 0-1
Kentucky: 0-1
New York: 1-0
North Carolina: 5-5
South Carolina: 8-0
Virginia: 6-2

YEAR-BY-YEAR RECORDS

(Member of NCAA DI Level Only)					
Year	Overall	Home	Away	Non-Conf.	BSC
24-25	23-10	16-2	5-8	10-6	11-5
23-24	17-15	11-5	6-9	9-7	8-8
22-23	15-17	10-4	4-11	5-9	10-8
21-22	23-9	13-0	7-7	9-7	14-2
20-21	23-2	11-1	10-0	5-1	17-1
19-20	24-10	12-4	10-6	7-7	15-3
18-19	18-12	11-3	7-8	8-5	10-6
17-18	19-12	11-3	7-8	6-5	12-6
16-17	26-7	14-3	12-3	8-4	15-3
15-16	23-9	14-1	7-7	10-4	13-5
14-15	19-13	11-3	6-10	7-7	12-6
13-14	20-13	12-3	5-10	10-7	10-6
12-13	14-17	11-4	2-12	8-7	6-10
11-12	12-20	7-5	4-11	4-10	8-10
10-11	13-17	9-4	4-10	4-8	9-9
09-10	19-14	12-2	6-11	7-8	12-6
08-09	11-19	7-6	4-12	2-10	9-9
07-08	22-12	12-3	6-7	12-8	10-4
06-07	29-5	15-0	12-3	15-5	14-0
05-06	23-8	15-1	7-6	10-5	13-3
04-05	27-6	16-0	9-4	12-5	15-1
03-04	16-12	10-4	5-7	6-5	10-6
02-03	20-10	11-3	9-4	8-6	11-3
01-02	19-12	9-4	7-5	6-7	10-4
00-01	18-13	11-1	5-7	5-9	11-3
99-00	21-9	13-1	6-7	8-5	11-3
98-99	21-8	12-1	7-6	10-6	9-1
97-98	7-20	4-9	4-10	3-11	4-8
96-97	12-15	9-4	3-10	7-6	5-9
95-96	7-19	4-8	3-10	1-11	6-8
94-95	7-20	5-7	2-12	3-8	4-12
93-94	4-23	3-9	1-13	1-8	3-15
92-93	14-16	7-5	4-10	9-5	5-11
91-92	6-22	4-11	2-10	3-11	2-12
90-91	8-20	6-7	2-12	3-10	5-9
89-90	19-10	14-4	5-7	13-4	6-6
88-89	16-13	14-5	2-8	10-5	5-7
87-88	17-13	12-3	5-10	9-6	5-7
86-87	8-20	5-5	3-14	7-12	1-7
85-86	20-9	14-2	5-6	14-6	5-3
Totals	679-531	418-153	219-328	292-275	361-245

THE EAGLES' RECORD IN WINTHROP COLISEUM

Season	Won	Lost	Pct.
1982-83	7	8	.467
1983-84	12	5	.706
1984-85	11	4	.733
1985-86	14	2	.875
1986-87	5	5	.500
1987-88	12	3	.800
1988-89	14	5	.737
1989-90	14	4	.778
1990-91	6	7	.462
1991-92	4	11	.267
1992-93	7	5	.583
1993-94	3	9	.250
1994-95	5	7	.417
1995-96	4	8	.333
1996-97	9	4	.692
1997-98	4	9	.308
1998-99	12	1	.923
1999-00	13	1	.929
2000-01	11	1	.917
2001-02	9	4	.692
2002-03	11	3	.786
2003-04	10	4	.714
2004-05	16	0	1.000
2005-06	15	1	.938
2006-07	15	0	1.000
2007-08	12	3	.800
2008-09	7	6	.538
2009-10	12	2	.857
2010-11	9	4	.692
2011-12	7	5	.583
2012-13	11	4	.733
2013-14	12	3	.800
2014-15	11	3	.786
2015-16	14	1	.933
2016-17	14	3	.824
2017-18	11	3	.786
2018-19	11	3	.786
2019-20	12	4	.750
2020-21	11	1	.916
2021-22	13	0	1.000
2022-23	10	4	.692
2023-24	11	5	.688
2024-25	13	1	.923
37 Years	444	166	.728

THE LAST TIME...

SCORING

Scored 70-79 points
78 vs. Radford, 2-12-25 (W, 78-74)
Scored 80-89 points
86 vs. (2) UNC Asheville, 3-8-25 (W, 86-67)
Scored 90-99 points
96 vs. Gardner-Webb, 2-1-25 (W, 96-93)
Scored 100+ points
103 vs. UNC Asheville, 3-1-25 (W, 103-90)
Both Team Score 100 Points Or More
UNC Asheville, 2-26-14 (W, 107-100 in OT)
Held opponent to 40-49 points
Charleston Southern, 2-7-24 (W, 67-46)
Held opponent to 30-39 points
Lenoir-Rhyne, 11-20-12 (W, 59-35)
Held opponent to 20-29 points
at College of Charleston (29), 2-26-83 (L, 29-23)
Allowed 70-79 points
79 vs. (6) Longwood, 3-7-25 (W, 88-79)
Allowed 80-89 points
81 vs. High Point, 3-9-25 (L, 81-69)
Allowed 90-99 points
90 vs. UNC Asheville, 3-1-25 (W, 103-90)
Allowed 100 points or more
100 at High Point, 2-28-24 (L, 100-96 in OT)
Scored 50 in a half
vs. UNC Asheville, 3-1-25 (52-2nd half)
Scored 60 in a half
vs. Piedmont, 11-4-24 (66-2nd half)
Scored 70 in a half
vs. Pfeiffer, 11-13-18 (73-1st half)
Allowed 50 in a half
vs. (6) Longwood, 3-7-25 (55-2nd half)
Allowed 60 in a half
vs. Mercer, 12-21-24 (61-2nd half)
Held Opponent under 20 points in a half
vs. Toccoa Falls, 11-29-22 (13-1st half)
Held Big South Opponent under 20 points in a half
vs. (7) High Point, 3-4-22 (17-1st half)
Scored under 20 points in a half
vs. Presbyterian College, 2-21-24 (19-2nd half)
Won by 20-29 points
at Longwood, 2-27-25 (W, 85-59/+26)
Won by 30-39 points
Converse, 12-31-21 (W, 78-40/+38)
Won by 40-49 points
vs. Bob Jones, 12-12-24 (W, 103-55/+48)
Won by 50+ points
vs. Piedmont, 11-4-24 (W, 125-65/+60)
Lost by 20-29 points
vs High Point, 2-15-25 (L, 88-66/-22)
Lost by 30-39 points
at Auburn, 11-24-17 (L, 119-85)
Lost by 40-49 points
vs. Duke, 3-14-02 (L, 84-37/-47)
Lost by 50+ points
at Syracuse, 11-22-96 (L, 106-51/-55)
Had 3 players in double-figures
at Charleston Southern, 2-5-25 (Tallford 20, Doucet 15, Duncomb 10)
Had 4 players in double-figures
at Presbyterian College, 2-19-25 (Doucet 24, Tallford 17, Harrison 13, Johnson 10)
Had 5 or more players in double-figures
vs. (1) High Point, 3-9-25 (Tallford 15, Baker 11, Johnson 11, Doucet 10, Harrison 10)
Had 6 or more players in double-figures
vs. Toccoa Falls, 12-29-23 (Timmerman 16, Diallo 14, McKelvy 13, Moore 12, McMahon 12, Johnson 10)
Had 7 or more players in double-figures
vs. Piedmont, 11-4-24 (Tallford 17, Baker 16, Jolly 15, K. Harrison 14, Doucet 13, Jones III 11, Hamilton 10)

3-POINT SHOOTING

Hit 10 or more threes
vs. (2) UNC Asheville, 3-8-25 (13)
Hit 15 or more threes
at Longwood, 2-27-25 (16)
Allowed 10 or more threes
vs. UNC Asheville, 3-1-25 (12)
Allowed 15 or more threes
at Penn State, 11-7-22 (18)
Did not hit a three-pointer in a game
vs. Presbyterian College, 2-14-12 (0-8)
Held opponent without a three-pointer
at Liberty, 1-22-15 (0-10)
Shot 60 percent from three (10 made min.)
vs. Charleston Southern, 1-27-16 (17-28/.607%)

MISCELLANEOUS

Played a ranked team
at #13 Auburn 11-15-22 (Lost, 89-65)
Won in overtime
vs. Radford, 1-13-24 (W, 92-88 in 3OT)
Lost in overtime
at High Point, 2-28-24 (L, 100-96 in OT)
Won At The Buzzer
vs. William & Mary, 11-15-24 (W, 86-85 / Bryce Baker GW Corner 3-pointer)
Lost At The Buzzer
at Fresno State, 11-10-19 (L, 77-74)
Played In Double-Overtime
vs. Charleston Southern, 2-23-19 (W, 80-78)
Played In Triple-Overtime
vs. Charleston Southern 1-15-25 (W, 102-97)
Played Overtime In Non-Conference Game
vs. Mercer, 11-13-21 (W, 88-85 in OT)
Played Overtime In Non-Conference Home Game
vs. Furman, 11-30-16 (W, 58-57/OT)
Played Overtime In Non-Conference Road Game
at Illinois, 11-21-16 (W, 84-80/OT)
Played In Back-to-Back Overtime Games:
1-3-24 vs. Longwood / 1-6-24 at USC Upstate
Won a game when trailing at the half
vs. N.C. Central, 11-17-24 (Trailed 40-39, Won 77-75)
Won a game when trailing at the half on the road
at Campbell, 1-14-23 (Trailed 38-33, Won 78-74)
Lost road game when leading at half
at Virginia Tech, 11-11-24 (Led 25-23, Lost 58-52)

FIELD GOAL SHOOTING

Shot 50-59 percent from field
vs. (6) Longwood, 3-8-25 (.569-Won, 88-79)
Shot 60 percent or better from field
vs. USC Upstate, 1-2-25 (.607-Won 95-76)
An opponent shot 50-59 percent from field
vs. Gardner-Webb, 2-1-25 (.559-Won, 96-93)
An opponent shot 60 percent or better from field
Campbell, 2-22-23 (.600-Won 95-93 in OT)
Shot 50-59 percent from the field in a half
vs. (6) Longwood, 3-8-25 (.571-2nd half)
Shot 60-69 percent from the field in a half
at Presbyterian College, 2-19-25, (.600-1st half)
Shot 70 percent or better from the field in a half
vs. Brevard College, 11-8-23 (.704-2nd half)
Shot 50 percent or better in each half
vs. UNC Asheville, 3-1-25 (1st-.529/2nd. 571)

REBOUNDING

Pulled down 50 rebounds or more
vs. Bob Jones, 12-12-24 (56)
Pulled down 60 rebounds or more
vs. Piedmont, 12-4-24 (63)
Allowed 50 or more rebounds
vs. Charleston Southern, 1-15-25 (60 - 3OT)
Pulled down 60 rebounds or more
vs. Pfeiffer, 11-25-19 (61)
Had 40 or more defensive rebounds
vs. Pfeiffer, 11-25-19 (45)
Had 20 Offensive rebounds
vs. Bob Jones, 12-12-24 (20)
Allowed opponent 20 Offensive rebounds
vs. LIU, 11-25-24 (20)
Outrebounded Opponent by 20
vs Bob Jones (+40/56-16, W, 103-55)
Outrebounded by 20
at High Point, 1-25-25 (-20/47-27, L 84-62)

FREE THROW SHOOTING

Shot 100 percent from FT Line (10 made min.)
vs. Coastal Carolina, 2-18-16 (20-20)
Shot 50 percent or less from FT Line (15 FTA min.)
at Xavier, 12-16-23 (7-for-19/37%)
Attempted 30-39 Free Throws
vs. (6) Longwood, 3-1-25 (32)
Attempted 40-49 free throws
vs. Gardner-Webb, 2-1-25 (40)
Attempted 50 or more free throws
at High Point, 2-28-24 (50)

ASSISTS

Dished out 20 or more assists
at Longwood, 2-27-25 (20)
Dished out 25-29 or more assists
at Hampton, 1-16-20 (26)
Dished out 30 or more assists
vs Pfeiffer, 11-25-19 (31)

STEALS/BLOCKS

Had 15 Or More Steals
vs. Brevard, 11-8-23 (15)
No Steals in a game
vs. Villanova 3-19-21
Had 10 or More Blocks
vs. LIU, 11-26-24 (10)
No Blocks in a game
at Louisville, 11-22-24

TURNOVERS

Commit 5 or fewer turnovers in a game
vs. Coastal Carolina, 12-7-24 (5)
Commit 20 or more turnovers in a game
vs. Georgia Southern, 11-16-24 (20)
Commit 30 or more turnovers in a game
No games since 1994-95 (no team game-by-game available prior)

WINTHROP PLAYER

Score 20-29 Points
2-27-25 at Longwood (Bryce Baker, 23)
Score 30-39 Points
3-1-25 vs. UNC Asheville (K.J. Doucet, 30)
Score 40 Or More Points
2-9-17 at UNC Asheville (Keon Johnson, 40)
Had two players score 20 or more points same game
1-2-25 vs. USC Upstate (Kelton Tallford 25 / K.J. Doucet 22)
Had three players score 20 or more points same game
2-8-25 at USC Upstate (Kelton Tallford 22, Nick Johnson 21, Kasen Harrison 20)
Hit 10 Field Goals Or More
Kasen Harrison at High Point, 2-28-24 (10-of-17)
Made 10 or more free throws
K.J. Doucet vs. UNC Asheville, 3-1-25 (10-of-10)
Made 5 or more threes
Nick Johnson vs. (2) UNC Asheville, 3-8-25 (5-of-6)
Had 20 or more rebounds
Xavier Cooks at Longwood, 2-15-17 (20)
Had 20 points, 20 rebounds same game
Xavier Cooks at Longwood, 2-15-17 (21 points, 20 rebounds)
Dish Out 10 Or More Assists
Chandler Vaudrin/Russell Jones Jr. vs. (8) High Point, 3-1-21
Record 5 Or More Steals
Cory Hightower (5, at Middle Tennessee State, 11-16-21)
Have 5 Or More Blocks
Josh Ferguson vs. ETSU, 11-17-18 (5)
Registered A Double-Double (Guard)
Nick Johnson (10 points, 10 rebounds at Presbyterian College, 2-19-25)
Registered A Double-Double (Forward/Center)
Kelton Tallford (14 points, 15 rebounds vs. (2) UNC Asheville, 3-8-25)
Two Players Record Double-Double
Kelton Tallford (17 points, 12 rebounds), Nick Johnson (10 points, 10 rebounds) at Presbyterian, 2-19-25
Registered A Triple-Double
Chandler Vaudrin (10 points, 12 rebounds, 10 assists vs. (8) High Point, 3-1-21)

EAGLE EYE VIEW OF THE TEAM

LAST 10 WINS

86-67, vs. (2) UNC Asheville, 3-8-25
 88-79, vs. (6) Longwood, 3-7-25
 103-90, vs. UNC Asheville, 3-1-25
 85-59, at Longwood, 2-27-25
 81-77, at Presbyterian, 2-19-25
 78-74, vs. Radford, 2-12-25
 105-95, at USC Upstate, 2-8-25
 83-65, at Charleston Southern, 2-5-25
 96-93, vs. Gardner-Webb, 2-1-25
 76-67, vs. Presbyterian, 1-29-25

LAST 10 LOSSES

81-68, vs. (1) High Point, 3-9-25
 88-66, vs. High Point, 2-15-25
 84-62, at High Point, 1-25-25
 93-84, at UNC Asheville, 1-18-25
 89-83, at Gardner-Webb, 1-8-25
 87-67, at Radford, 1-4-25
 77-68, at Indiana, 12-29-24
 82-64, at Florida State, 12-17-24
 76-61, at Louisville, 11-22-24
 89-87 vs. Georgia Southern, 11-16-24

Winthrop All-Time Record By Months

November	130-95 (.578)
December	139-150 (.481)
January	256-189 (.576)
February	236-152 (.607)
March	57-36 (.613)

Record By Days Of The Week Since 2012-13

Year	Monday	Tuesday	Wednesday	Thursday	Friday	Saturday	Sunday	Overall
12-13	0-0	3-3	4-5	0-1	0-0	6-8	1-0	14-17
13-14	0-0	2-1	7-5	1-0	1-0	8-5	1-2	20-13
14-15	3-1	1-0	5-3	2-2	1-1	6-5	1-1	19-13
15-16	2-0	3-2	3-2	3-2	2-1	9-1	1-1	23-9
16-17	1-0	3-0	5-0	6-2	1-1	9-3	1-1	26-7
17-18	1-0	1-4	3-1	3-2	1-3	7-2	3-0	19-12
18-19	1-0	1-3	2-2	5-3	0-0	8-4	1-0	18-12
19-20	3-1	1-0	1-1	9-3	1-1	8-3	1-1	24-10
20-21	2-0	3-0	2-0	7-0	3-1	3-0	3-0	23-1
21-22	1-2	2-2	4-1	4-0	2-0	10-3	0-1	23-9
22-23	0-1	2-2	7-4	0-1	0-1	6-8	0-0	15-17
23-24	0-1	2-1	5-2	1-1	2-3	5-7	2-0	17-15
24-25	2-1	1-1	6-1	3-0	2-1	8-5	1-2	23-11
Totals	16-7	25-19	55-27	43-17	16-13	93-54	18-9	264-146

Double Digit Deficits In A Win (Since 2012-13) (most recent in Bold/Italic)

19	2-1-23 vs. Longwood	W	76-74
15	1-13-24 vs. Radford	W	92-88 (3OT)
15	12-31-22 vs. UNC Asheville	W	62-60
15	11-13-21 vs. Mercer	W	88-85 OT
15	3-8-20 vs. (5) Hampton	W	76-68
15	1-25-14 vs. VMI	W	58-57
15	1-5-19 at UNCA	W	80-65
14	2-13-19 vs. PC	W	93-85
14	12-20-16 vs. Georgia Southern	W	86-84
13	<i>11-15-24 vs. William & Mary</i>	<i>W</i>	<i>86-85</i>
13	1-24-15 vs. Campbell	W	71-63
12	12-5-23 vs. Queens	W	88-82
12	1-16-20 at Hampton	W	116-95
12	11-28-18 at Tennessee Tech	W	82-70
12	12-29-18 vs. Prairie View	W	76-62
12	11-21-16 at Illinois	W	84-80 OT
12	3-5-14 vs. Liberty	W	77-65
12	11-9-13 vs. Roanoke College	W	93-74
11	1-3-24 vs. Longwood	W	68-60 OT
11	1-14-23 at Campbell	W	78-74
11	2-5-22 at Hampton	W	69-57
11	1-26-22 at USC Upstate	W	95-91 OT
11	1-20-22 at Presbyterian	W	60-58
11	12-21-19 vs. Elon	W	85-80
11	1-24-18 at Longwood	W	95-78
11	1-19-17 vs. UNCA	W	76-73
11	2-26-14 vs. UNCA	W	107-100 OT
10	1-22-22 vs Gardner-Webb	W	64-62
10	2-18-21 at High Point	W	76-70
10	12-16-17 at Alabama State	W	88-80
10	1-12-18 at Charleston Southern	W	64-53
10	12-17-16 at Hampton	W	86-79
10	12-29-16 at Charleston Southern	W	84-68
10	1-24-16 at Longwood	W	82-68

Double Digit Leads In A Loss (Since 2012-13)

23	1-6-16 at UNCA	L	85-84
18	1-20-24 at Gardner-Webb	L	79-74
17	1-27-24 vs. High Point	L	83-81
18	1-26-19 at PC	L	99-91
17	1-10-15 at Gardner-Webb	L	65-64
16	2-11-15 at High Point	L	73-72
15	3-9-25 vs. (1) High Point	L	81-69
15	12-7-19 vs. Coastal Carolina	L	92-88
14	11-14-17 at Colorado State	L	80-76
14	1-28-17 vs. High Point	L	83-80 OT
12	11-11-23 vs. Drexel	L	74-72
12	1-7-23 at Longwood	L	85-71
12	12-15-21 at Elon	L	63-61
12	1-17-15 vs. Radford	L	85-77
12	2-1-14 at High Point	L	65-64
12	2-19-13 at Gardner-Webb	L	65-52
11	2-6-13 at UNC Asheville	L	69-56
10	1-18-24 vs. UNC Asheville	L	82-77
10	2-21-19 at Radford	L	87-81
10	1-26-14 at Radford	L	58-57

2024-25 STARTERS BY GAME

DATE	OPPONENT	G	G	G/F	F	F/C
11-4	Piedmont	K. Harrison	Jolly	Doucet	Kamarad	Talford
11-9	Little Rock	K. Harrison	Baker	Doucet	Kamarad	Talford
11-11	at Virginia Tech	K. Harrison	Baker	Doucet	Kamarad	Talford
11-15	William & Mary	K. Harrison	Baker	Doucet	Kamarad	Talford
11-16	Georgia Southern	K. Harrison	Baker	Doucet	Kamarad	Talford
11-17	NC Central	K. Harrison	Jones III	Baker	Doucet	Talford
11-22	at Louisville	K. Harrison	Jones III	Johnson	Doucet	Talford
11-25	LIU	K. Harrison	Jones III	Johnson	Doucet	Talford
11-27	Averett	K. Harrison	Jones III	Johnson	Doucet	Talford
12-3	at Queens	K. Harrison	Jones III	Johnson	Doucet	Talford
12-7	Coastal Carolina	K. Harrison	Jones III	Johnson	Doucet	Talford
12-12	Bob Jones	K. Harrison	Jones III	Johnson	Doucet	Talford
12-17	at Florida State	K. Harrison	Jones III	Johnson	Doucet	Talford
12-21	Mercer	K. Harrison	Jones III	Johnson	Doucet	Talford
12-29	at Indiana	K. Harrison	Jones III	Johnson	Doucet	Talford
1-2	USC Upstate	K. Harrison	Jones III	Johnson	Doucet	Talford
1-4	at Radford	K. Harrison	Jones III	Johnson	Doucet	Talford
1-8	at Gardner-Webb	K. Harrison	Jones III	Johnson	Doucet	Talford
1-11	Longwood	K. Harrison	Jones III	Jolly	Doucet	Talford
1-15	Charleston Southern	K. Harrison	Jones III	Jolly	Johnson	Talford
1-18	at UNC Asheville	K. Harrison	Jones III	Johnson	Doucet	Talford
1-25	at High Point	K. Harrison	Jones III	Johnson	Doucet	Talford
1-29	Presbyterian	K. Harrison	Jolly	Johnson	Doucet	Talford
2-1	Gardner-Webb	K. Harrison	Jolly	Johnson	Doucet	Talford
2-5	at Charleston Southern	K. Harrison	Jolly	Johnson	Doucet	Talford
2-8	at USC Upstate	K. Harrison	Johnson	Kamarad	Doucet	Talford
2-12	Radford	K. Harrison	Johnson	Kamarad	Doucet	Talford
2-15	High Point	K. Harrison	Johnson	Kamarad	Doucet	Talford
2-19	at Presbyterian	K. Harrison	Johnson	Kamarad	Doucet	Talford
2-27	at Longwood	K. Harrison	Johnson	Kamarad	Doucet	Talford
3-1	UNC Asheville	K. Harrison	Johnson	Kamarad	Doucet	Talford
3-7	vs. (6) Longwood	K. Harrison	Johnson	Kamarad	Doucet	Talford
3-8	vs. (2) UNC Asheville	K. Harrison	Johnson	Kamarad	Doucet	Talford
3-9	vs. (1) High Point	K. Harrison	Johnson	Kamarad	Doucet	Talford

2024-25 SPECIALTY STATS

DATE/OPPONENT		IN PAINT (WU/OPP)	OFF-TO (WU/OPP)	2ND CHANCE (WU/OPP)	FAST BREAK (WU/OPP)	BENCH	TIES/LEAD	LARGEST LEAD	BIGGEST DEFICIT
11-4	Piedmont	64/24	31/6	38/4	29/3	59/18	1/6	60	2
11-9	Little Rock	28/26	17/24	19/7	18/15	21/5	2/8	23	8
11-11	at Virginia Tech	30/20	12/16	8/13	5/2	5/16	2/11	4	9
11-15	William & Mary	42/18	26/15	15/12	14/18	26/37	2/3	11	13
11-16	Georgia Southern	42/42	16/23	4/8	24/4	22/46	5/5	6	13
11-17	NC Central	38/24	15/23	17/7	11/4	21/28	12/19	5	7
11-22	at Louisville	28/38	13/21	16/13	0/4	8/34	3/3	2	17
11-25	LIU	50/40	23/9	12/20	16/6	33/26	0/3	27	5
11-27	Averett	36/20	27/6	11/9	18/4	25/23	2/0	46	none
12-3	at Queens	50/36	20/15	14/7	9/7	24/28	1/2	11	4
12-7	Coastal Carolina	44/34	22/10	8/14	17/11	13/21	7/10	17	7
12-12	Bob Jones	52/12	31/13	21/6	18/2	47/19	1/3	51	4
12-17	at Florida State	22/38	21/14	19/17	2/8	25/7	3/6	2	25
12-21	Mercer	38/42	14/36	9/12	31/10	20/36	1/2	16	1
12-29	at Indiana	36/54	14/19	11/16	15/17	7/18	2/1	2	9
1-2	USC Upstate	56/32	20/22	16/17	13/16	6/26	7/10	24	8
1-4	at Radford	34/34	13/16	18/7	6/8	9/32	0/0	none	23
1-8	at Gardner-Webb	48/38	25/9	11/18	9/2	7/18	3/2	1	16
1-11	Longwood	40/28	16/11	16/7	9/5	28/22	0/0	26	none
1-15	Charleston Southern	54/42	18/12	7/24	19/7	39/13	22/19	5	5
1-18	at UNC Asheville	40/48	9/19	9/15	4/21	36/15	12/10	8	13
1-25	at High Point	24/34	8/12	6/19	8/6	10/30	0/3	3	31
1-29	Presbyterian	42/32	7/11	15/12	13/10	19/26	5/4	12	2
2-1	Gardner-Webb	52/42	12/13	9/8	9/9	25/18	7/7	10	6
2-5	at Charleston Southern	46/36	5/12	16/7	6/14	24/9	0/0	26	none
2-8	at USC Upstate	46/40	18/18	8/8	10/11	20/33	13/9	12	5
2-12	Radford	32/28	22/10	12/4	3/11	18/31	3/4	5	9
2-15	High Point	42/44	4/21	11/11	13/9	13/49	3/3	4	26
2-19	at Presbyterian	44/30	10/16	11/8	12/9	8/24	2/14	15	5
2-27	at Longwood	28/24	28/9	10/4	2/5	43/29	3/7	32	3
3-1	UNC Asheville	44/46	20/19	19/15	19/14	25/20	1/1	16	3
3-7	(6) Longwood	32/30	18/14	4/13	8/9	26/13	1/1	24	5
3-8	(2) UNC Asheville	30/26	19/9	22/11	6/6	31/21	2/1	22	5
3-9	(1) High Point	40/50	11/14	10/15	8/16	15/50	3/2	15	12
Totals		1,374/1,152	585/517	448/392	404/303	758/841	131/179	Largest - 60	Biggest - 13
Averages		40.4/33.9	17.2/15.2	13.2/11.5	11.9/8.9	22.3/24.7			

MARK PROSSER

Mark Prosser is in his fifth season at the helm of the men's basketball program.

Prosser became the 7th head coach in Winthrop men's basketball history when he was introduced Apr. 2., 2021.

On Nov. 15, Prosser earned his 100th career win as the Eagles defeated William & Mary 86-85 on a buzzer beater.

Last season he guided the Eagles to their second 23-win season during his tenure. The team also advanced to the Big South Championship game before falling to top-seeded High Point. It was the 2nd championship appearance under Prosser.

The 2024-25 team broke the program record for points per game (84.7), free throws made (648) and free throws attempted (970). Winthrop also led all of NCAA D1 in free throws made and attempted per game.

In 2023-24 the Eagles battled their way through injuries that led to 11 different starting lineups, finishing the season 17-15.

The team was one of the most aggressive teams in the nation and it showed with the second-most free throw attempts in program history (856). The Eagles also converted the second-most free throws made in a single-season at 601.

Winthrop finished first in the nation in free throw attempts per game at 26.8.

For the second time in three seasons the Eagles had nine non-conference victories, which included an 85-68 victory at Little Rock and 90-87 win at Coastal Carolina.

The Eagles battled through a injury-riddled 2022-23 and finished the season 15-17 overall and 10-8 in the Big South.

In his first season with the Eagles he guided them to the Big South Conference Championship game and a 23-win season.

The 23 wins were the most by any coach in program history in their first season. It was the third time a first-year head coach won 20 or more games. He joined Gregg Marshall as the only coaches in program history to begin conference play 5-0 in their first season.

On Nov. 27, 2021 he led the Eagles to the program's first ever win over a PAC-12 opponent with an 82-74 victory at Washington.

The Eagles posted a 13-0 home record, just the third time in program history a team finished with a perfect record at home.

Prosser has spent the previous three seasons as the head coach of the Western Carolina men's basketball program and is no stranger to Winthrop. In April of 2012, Prosser was hired as an assistant coach under Pat Kelsey and then served as Associate Head Coach from August of 2013 until his departure to Western Carolina in the spring of 2018. Before departing for Western Carolina, Prosser played a role in helping bring the Winthrop men's basketball program back to the top of the Big South Conference, which was achieved when the Eagles captured the 2017 Big South Conference Championship and returned to the NCAA Tournament.

"My family and I could not be more excited to come home to Winthrop University and the Rock Hill community," said Prosser. "We'd like to thank Dr. Halpin, Dr. Hynd, the Board of Trustees and the entire Winthrop community for entrusting us with one of the most prestigious college basketball programs in the country."

In just his second season at the helm of the Catamounts program, Prosser led the team to a 12-win improvement to finish the season at 19-12. It was the second-most improved mark across NCAA Division I men's basketball. That season the team reached the Southern Conference semifinals before falling to eventual champion ETSU. That season Prosser's achievement was recognized by College Insider as he was

honored as the Skip Prosser 'Man of the Year' award, which is named after his father.

Winthrop has been one of the top three-point shooting teams in the Big South Conference and nationally over the last 5-6 years and Prosser's teams in three seasons averaged 9.15 threes per game, which included a program record for a single-season with 302 in 2019-20. In 2018-19 the team set the program record for threes in a single-season, which now sits as the second-most.

Prosser began his coaching career as an assistant coach with Wofford College in Mike Young's first season (2002-03). During that season the Terriers posted a 14-15 mark, which included a 79-77 victory at Virginia Tech. In the Southern Conference, Wofford posted an 8-8 record and advanced to the quarterfinals of the conference tournament.

Following his year at Wofford, Prosser headed to Bucknell as an assistant from 2003-08 under Pat Flannery.

It was at Bucknell that Prosser experienced the most post-season success as the Bison scored two NCAA Tournament upset victories during his tenure. In 2005, the 14th-seeded Bison upset No. 3 Kansas in the first round, earning the award for "Best Upset" at the 2005 ESPY Awards, and finished the year ranked 25th overall nationally with a 23-10 record. The following season, No. 9 seed Bucknell defeated No. 8 Arkansas in March Madness.

In 2005-06, the Bison went undefeated in Patriot League play, the first team to do so in conference history. The team was ranked in the top 25 for the first time in school history and featured Patriot League Player of the Year Charles Lee. For the NCAA Tournament, the Bison were seeded 9th and defeated Arkansas in the first round. In the second round they were defeated by Memphis to end the season at 27-5, the best record in school history. While at Bucknell, Prosser signed 2008 Patriot League All-Freshman team selection Todd O'Brien and was involved in the player development of Charles Lee, who went on to sign a professional contract with the NBA's San Antonio Spurs. Lee was a three-time All-Patriot League selection and the 2006 Patriot League Player of the Year.

In the summer of 2008, Prosser returned to the sidelines at Southern Conference-member Wofford. During his first season back in Spartanburg in 2008, the Terriers set a school record with 12 SoCon wins. In addition, the team posted its first winning overall record since moving to the NCAA Division I level. The following year, Prosser helped Wofford reach a school-record 26 wins along with the Southern Conference Championship and a trip to the NCAA Tournament.

All told, with Prosser on the bench in Spartanburg, the Terriers posted a 63-36 (.636) overall record, highlighted by back-to-back SoCon regular season and tournament championships, and consecutive appearances in the NCAA Tournament. He helped Wofford to a then school-record 26 victories in 2009-10 with a second 20-win season in 2010-11 with a squad that led the SoCon in assists and was also first in assist/turnover margin. Wofford also was eighth in the nation in 3-point percentage and 12th in overall field goal percentage.

Prosser was instrumental in the development of three-time first-team All-SoCon selection Noah Dahlgren, a post player who scored more than 2,000 career points and was twice dubbed SoCon Tournament MVP.

A native of Wheeling, W.Va., Prosser played collegiately at Marist College in Poughkeepsie, N.Y., before a knee injury ended his career prematurely. He began his coaching career as a student assistant coach at Marist until his graduation in 2002, helping the Red Foxes to a share of the Metro-Atlantic Athletic Conference (MAAC) regular season title in 2001-02.

Prosser and his wife Emily are the parents of two -- a daughter, Ava Grayce and a son, Declan.



Career Record

Winthrop: 78-52

Career: 120-128

Big South: 43-23

Coaching Experience

1999-2002

Marist

Student Assistant

2002-03

Wofford College

Assistant Coach

2003-08

Bucknell

Assistant Coach

2008-11

Wofford College

Assistant Coach

2011-12

Brevard College

Head Coach

2012-2013

Winthrop

Assistant Coach

2013-18

Winthrop

Associate Head Coach

2018-21

Western Carolina

Head Coach

2021-present

Winthrop

Head Coach

Playing Experience

1998-99

Marist

MARK PROSSER ERA



Prosser Facts

- Hired as the 7th head coach in Winthrop men's basketball history on Apr. 2, 2021
- Earned his first win at Winthrop on Nov. 9, 2021 with a 110-78 victory over Mary Baldwin as all seven head coaches in program history won in their debut
- Became the 3rd Winthrop coach in program history to win 20 games in first season
- First Winthrop coach to 14 league wins in first season and one of only two to do so in league history (Terry Truax of Towson - 14 in 1992-93)
- Became the 4th coach in program history to begin Winthrop career 2-0
- Prosser and Marshall are also the only coaches to start Big South career 5-0
- Joined Dan Kenney and Gregg Marshall as the only Winthrop coach to get a win in their first Big South Conference regular season contest
- Led Eagles to first ever win over PAC 12 opponent with an 82-74 win at Washington on Nov. 27, 2021
- The win at Washington was the first over a Power 5 team in his career (8th meeting ever vs. Power 5 and is now 1-7)
- Has been on staff for nine conference championship title games and five NCAA Tournament appearances
- Between being the head coach and an assistant coach he's represented Winthrop in 202 games on the bench
- Moved into 4th on the all-time wins list at Winthrop, passing Randy Peele (77) during the 2025 Big South Tournament

WINTHROP 1ST YEAR HEAD COACHING RECORDS

Mark Prosser	23-9
Nield Gordon	22-9
Gregg Marshall	21-8 (29 game season)
Randy Peele	20-11
Pat Kelsey	14-17
Dan Kenney	14-16
Steve Vacendak	8-20 (28 game season)

PROSSER TRENDS

	<u>WIN</u>	<u>Career</u>
Lead at the half:	61-13	92-26
Trail at the half:	15-37	24-98
Tied at the half:	2-2	4-4
Double-Figure leads at the half:	28-3	40-4
Double-Figure deficit at the half:	3-15	6-47
Score 100+:	9-0	14-0
Score 90+:	22-1	37-2
Score 80+ :	49-9	73-19
Score 70+:	64-18	105-45
Score 60+:	72-42	113-105
Score less than 60:	1-11	1-33
Allow 100+:	0-1	0-4
Allow 90+:	7-5	11-21
Allow 80+:	18-23	31-64
Allow 70+:	38-44	65-105
Allow 60+:	58-49	93-123
Allow less than 60 points:	19-1	26-3
Shoot 50% or better:	48-5	71-15
Shoot 40% or better:	72-28	106-76
Shoot 70% or better at FT Line:	42-27	66-62
Shoot 80% or better at FT Line:	18-10	30-20
Higher field goal percentage:	70-11	104-25
Lower field goal percentage:	7-40	15-101
Same field goal percentage:	0-1	0-2
Outrebound opponent:	48-8	80-37
Outrebound opponent 10+:	22-1	35-6
Outrebounded by opponent:	29-43	35-84
Rebounds are even:	1-1	4-7
More free throw attempts:	63-27	86-62
Fewer free throw attempts:	11-22	28-69
Free throw attempts are even:	3-2	5-6
Make 7+ 3's:	60-26	95-75
Make 10+ 3's:	38-9	63-26
Day games:	28-20	54-52
Night games:	50-31	65-75
Morning games:	0-0	1-0
Games on Monday:	4-4	6-9
Games on Tuesday:	7-6	9-11
Games on Wednesday:	21-8	28-33
Games on Thursday:	8-2	11-8
Games on Friday:	6-5	7-12
Games on Saturday:	29-22	53-51
Games on Sunday:	3-2	5-3

Games Decided By:

1 point:	5-2
2 points:	11-8
5 points or less:	31-29
6-9 points:	29-28
Double-figures:	57-69

PROSSER ALL-TIME RECORD vs. OPPONENTS

Team	Games	Overall	Home	Road	Neutral	BSC Tourney	PF	PA
Anderson (S.C.)	2	1-1	0-1	1-0	0-0	0-0	145	140
Auburn	1	0-1	0-0	0-1	0-0	0-0	65	89
Averett	1	1-0	1-0	0-0	0-0	0-0	99	56
Barton	1	0-1	0-0	0-0	0-1	0-0	55	89
Belmont Abbey	1	0-1	0-1	0-0	0-0	0-0	80	90
Brevard	1	1-0	1-0	0-0	0-0	0-0	98	44
Bryan	1	1-0	1-0	0-0	0-0	0-0	70	64
Bob Jones	2	2-0	2-0	0-0	0-0	0-0	193	104
Bowling Green	1	0-1	0-0	0-1	0-0	0-0	52	73
Campbell	3	3-0	2-0	1-0	0-0	0-0	247	239
Carson-Newman	2	0-2	0-1	0-1	0-0	0-0	108	153
Carver College	1	1-0	0-0	0-0	1-0	0-0	83	52
Catawba College	2	0-2	0-1	0-1	0-0	0-0	106	135
Charleston Sou.	8	8-0	4-0	4-0	0-0	0-0	643	549
Chattanooga	6	3-3	1-2	2-1	0-0	0-0	466	470
Citadel	7	5-2	3-0	2-1	0-1	0-0	604	579
Clemson	1	0-1	0-0	0-1	0-0	0-0	56	78
Coastal Carolina	4	2-2	1-1	1-1	0-0	0-0	331	336
College of Charleston	2	1-1	0-1	1-0	0-0	0-0	150	147
Converse	1	1-0	1-0	0-0	0-0	0-0	78	40
Drexel	1	0-1	0-0	0-0	0-0	0-0	72	74
Duquesne	1	0-1	0-0	0-1	0-0	0-0	57	74
Eastern Michigan	1	1-0	0-0	0-0	1-0	0-0	101	87
Elon	2	1-1	1-0	0-1	0-0	0-0	139	133
ETSU	7	0-7	0-3	0-3	0-1	0-0	477	567
Florida State	3	0-2	0-0	0-3	0-0	0-0	199	228
Furman	8	1-7	1-3	0-4	0-0	0-0	576	644
Gardner-Webb	10	6-4	3-2	2-2	1-0	1-0	756	725
Georgia	2	0-2	0-0	0-2	0-0	0-0	141	169
Georgia Southern	1	0-1	0-0	0-0	0-0	0-0	87	89
Hampton	1	0-0	1-0	0-0	0-0	0-0	69	57
Hartford	1	1-0	1-0	0-0	0-0	0-0	82	75
High Point	9	2-7	1-2	0-4	1-1	1-0	645	703
Hiwassee	1	1-0	1-0	0-0	0-0	0-0	94	55
Holy Cross	1	1-0	1-0	0-0	0-0	0-0	89	51
Indiana	1	0-0	0-1	0-0	0-0	0-0	68	77
IUPUI	1	1-0	1-0	0-0	0-0	0-0	74	61
Iowa	1	0-1	0-0	0-1	0-0	0-0	60	78
Jacksonville	2	2-0	1-0	1-0	0-0	0-0	173	159
Jacksonville State	1	0-1	0-0	0-0	0-1	0-0	53	84
Lees-McRae	1	1-0	1-0	0-0	0-0	0-0	71	55
Lenoir-Rhyne	2	1-1	1-0	0-1	0-0	0-0	133	130
Little Rock	2	2-0	0-0	2-0	0-0	0-0	167	135
Lincoln Memorial	2	0-2	0-1	0-1	0-0	0-0	101	153
LIU	1	1-0	1-0	0-0	0-0	0-0	87	65
Longwood	10	5-5	3-0	1-3	1-2	1-1	766	757
Louisville	1	0-1	0-0	0-1	0-0	0-0	61	76
LSU	1	0-1	0-0	0-1	0-0	0-0	81	89
Mars Hill	2	2-0	1-0	1-0	0-0	0-0	169	156
Mary Baldwin	1	1-0	1-0	0-0	0-0	0-0	110	78
Mercer	10	5-5	4-1	0-4	1-0	0-0	792	768
Middle Tennessee	2	1-1	1-0	0-1	0-0	0-0	141	144
Mississippi State	1	0-1	0-0	0-0	0-1	0-0	63	84
Montevallo	1	0-1	0-1	0-0	0-1	0-0	40	83
Mount Olive	1	0-1	0-0	0-1	0-0	0-0	78	100
Newberry	3	1-2	1-1	0-1	0-0	0-0	239	261
North Carolina A&T	3	3-0	2-0	1-0	0-0	0-0	258	216
North Carolina Central	1	1-0	0-0	0-0	0-0	0-0	77	75
North Carolina State	1	0-1	0-0	0-1	0-0	0-0	67	100
North Georgia	1	0-1	0-0	0-1	0-0	0-0	66	75
North Greenville	1	0-1	0-0	0-1	0-0	0-0	61	68
Penn St.	1	0-1	0-0	0-1	0-0	0-0	68	93
Piedmont	4	4-0	4-0	0-0	0-0	0-0	407	226
Presbyterian	8	7-1	3-1	4-0	0-0	0-0	576	539
Queens	2	2-0	1-0	1-0	0-0	0-0	174	160
Radford	8	4-4	3-1	1-2	0-1	0-1	567	579
Samford	5	3-2	2-0	1-2	0-0	0-0	422	391
SMU	1	0-1	0-0	0-1	0-0	0-0	65	98
South Carolina	1	0-1	0-0	0-1	0-0	0-0	62	72
South Carolina St.	1	1-0	1-0	0-0	0-0	0-0	81	67
Southern Miss	2	0-2	0-0	0-0	0-2	0-0	115	145
Stetson	1	1-0	0-0	1-0	0-0	0-0	70	64
Tennessee Tech	2	2-0	1-0	1-0	0-0	0-0	165	151
Toccoa Falls	2	2-0	2-0	0-0	0-0	0-0	212	114
Troy	1	0-1	0-0	0-0	0-1	0-0	64	66
Tusculum	2	0-2	0-1	0-1	0-0	0-0	113	140
UNC Asheville	13	8-5	4-1	3-4	0-0	1-0	974	1,024
UNC Greensboro	6	1-5	0-3	1-2	0-0	0-0	393	465
UNC Wilmington	1	1-0	0-0	0-0	1-0	0-0	98	76
USC Upstate	8	6-2	3-1	3-1	0-0	0-0	726	623
Vanderbilt	1	0-1	0-0	0-1	0-0	0-0	63	77
VCU	1	0-1	0-0	0-1	0-0	0-0	68	93
VMI	7	2-5	1-2	1-2	0-1	0-0	547	575
Virginia Tech	1	0-1	0-0	0-1	0-0	0-0	52	58
Wake Forest	1	0-1	0-0	0-1	0-0	0-0	64	71
Washington	1	1-0	0-0	1-0	0-0	0-0	82	74
Washington State	1	0-1	0-0	0-1	0-0	0-0	86	92
William & Mary	1	1-0	1-0	0-0	0-0	0-0	86	85
Wingate	2	0-2	0-1	0-1	0-0	0-0	110	147
Wofford	6	2-4	1-2	1-2	0-0	0-0	405	474
Wright State	1	0-1	0-0	0-1	0-0	0-0	73	96
Xavier	2	0-2	0-0	0-2	0-0	0-0	120	149
Young Harris	2	0-2	0-1	0-1	0-0	0-0	140	171
TOTALS	247	120-128	71-37	38-76	8-12	4-3	18,550	17,790

WINTHROP'S ALL-TIME 30/40-POINT GAMES

40-POINT GAMES

Melvin Branham (Jr.)	45	Jan. 10, 1994 at Charleston Southern
David McMahan	42	Jan. 15, 1996 vs. Coastal Carolina
Keon Johnson	40	Feb. 9, 2017 at UNC Asheville
Michael Jenkins	40	Nov. 10, 2006 vs. North Greenville
Fred McKinnon	40	Nov. 29, 1985 vs. Morris College

30-POINT GAMES

Keon Johnson	39	Feb. 4, 2017 vs. Campbell
Mike Gaither	39	Nov. 18, 1982 vs. Coker College (Clover, SC)
Keon Johnson	38	Nov. 21, 2016 at Illinois
Jimmy Gavin	38	Nov. 27, 2015 at North Carolina State (Raleigh, NC)
Greg Lewis	38	Dec. 21, 1999 vs. UNC Greensboro
Keon Johnson	37	Dec. 31, 2016 vs. Radford
Robbie Waldrop	37	Feb. 12, 1998 at Charleston Southern
Xavier Cooks	36	Feb. 15, 2018 at Gardner-Webb
Keon Johnson	36	Jan. 27, 2016 vs. Charleston Southern
Fred McKinnon	36	Feb. 2, 1985 at Livingstone College
Charles Brunson	36	Nov. 25, 1980 at Voorhees
Sin'Cere McMahon	35	Feb. 8, 2023 at UNC Asheville
Nych Smith	35	Jan. 26, 2019 at Presbyterian College
Fred McKinnon	35	Jan. 16, 1986 vs. Central Wesleyan College
Charles Brunson	35	Feb. 4, 1982 vs. Erskine
Charles Brunson	35	Dec. 10, 1980 at Belmont Abbey
David McMahan	34	Dec. 30, 1995 at Georgia State
Charles Brunson	34	Nov. 22, 1980 at Morris College
Charles Brunson	34	Nov. 19, 1980 vs. Allen University
Patrick Good	33	Nov. 22, 2021 at Washington State
Andre Jones	33	Dec. 27, 2011 at Georgia
Michael Jenkins	33	Mar. 6, 2008 vs. UNC Asheville (Big South Tourney Championship game)
Greg Lewis	33	Feb. 18, 2002 vs. Coastal Carolina
George Henson	33	Feb. 10, 1990 at Campbell
Shaun Wise	33	Dec. 28, 1989 at US International
Charles Brunson	33	Jan. 11, 1981 at Webber College
Josh Ferguson	32	Dec. 7, 2019 vs. Coastal Carolina
Keon Johnson	32	Feb. 13, 2016 at Radford
Keon Johnson	32	Dec. 31, 2015 vs. Campbell
Keon Johnson	32	Nov. 24, 2015 at USC Upstate
Torrell Martin	32	Feb. 24, 2007 at Coastal Carolina
Torrell Martin	32	Feb. 20, 2006 at Liberty
Melvin Branham (Jr.)	32	Jan. 27, 1994 at Towson State
Mark Hailey (Sr.)	32	Feb. 20, 1993 vs. Radford
Eddie Gay (Sr.)	32	Dec. 13, 1992 vs. The Citadel
Charles Brunson	32	Jan. 16, 1982 at USC-Aiken
Charles Brunson	32	Jan. 15, 1981 at USC-Spartanburg
Patrick Good	31	Jan. 20, 2022 at Presbyterian College
Keon Johnson	31	Mar. 3, 2017 vs. #4 Gardner-Webb
Keon Johnson	31	Mar. 2, 2017 vs. #8 Charleston Southern
Keon Johnson	31	Jan. 28, 2017 vs. High Point
Jimmy Gavin	31	Mar. 6, 2016 vs. UNC Asheville (Buies Creek, NC-Big South Tourney Championship game)
Jimmy Gavin	31	Feb. 27, 2016 at Campbell
Torrell Martin	31	Dec. 4, 2006 at #12 Wisconsin
Ted Houpt	31	Feb. 12, 1987 at Howard University
Fred McKinnon	31	Nov. 22, 1985 vs. Wingate
Charles Brunson	31	Feb. 8, 1982 vs. Presbyterian College
Donnie Creamer	31	Dec. 9, 1978 at Erskine
Patrick Good	30	Feb. 19, 2022 at UNC Asheville
D.J. Burns Jr.	30	Nov. 9, 2021 vs. Mary Baldwin
Xavier Cooks	30	Dec. 5, 2017 at Georgia
Keon Johnson	30	Dec. 19, 2015 at Georgia Southern
Keon Moore	30	Jan. 3, 2015 vs. High Point
Tyson Waterman	30	Feb. 12, 1999 vs. Charleston Southern
Ronnie Creamer	30	Jan. 15, 1979 at Francis Marion
LaShawn Coulter	30	Jan. 21, 1995 at UNC Asheville
Mark Hailey (Jr.)	30	Nov. 23, 1991 vs. Averett College
Greg Washington	30	Dec. 15, 1988 vs. East Carolina
Fred McKinnon	30	Feb. 10, 1985 vs. Armstrong State
Ronnie Creamer	30	Nov. 18, 1978 vs. Catawba

Indv./Team Most Points Single-Game

Top 10 Individual Scoring Performances Home/Away

Home

42	David McMahan	(vs. Coastal Carolina, 1-15-96)
40	Michael Jenkins	(vs. North Greenville, 11-10-06)
	Fred McKinnon	(vs. Morris College, 11-29-85)
	Keon Johnson	(at UNC Asheville, 2-9-17)
39	Keon Johnson	(vs. Campbell, 2-4-17)
38	Greg Lewis	(vs. UNC Greensboro, 12-21-99)
37	Keon Johnson	(vs. Radford, 12-31-16)
36	Keon Johnson	(vs. Charleston Southern, 1-27-16)
35	Fred McKinnon	(vs. Central Wesleyan College, 1-16-86)
	Charles Brunson	(vs. Erskine College, 2-4-82)

Away

45	Melvin Branham Jr.	(at Charleston Southern, 1-10-94)
40	Keon Johnson	(at UNC Asheville, 2-9-17)
38	Keon Johnson	(at Illinois, 11-21-16)
	Jimmy Gavin	(at N.C. State, 11-27-15)
37	Robbie Waldrop	(at Charleston Southern, 2-12-98)
36	Xavier Cooks	(at Gardner-Webb, 2-15-18)
	Fred McKinnon	(at Livingstone College, 2-2-85)
	Charles Brunson	(at Voorhees, 11-25-80)
35	Sin'Cere McMahan	(at UNC Asheville, 2-8-23)
	Nych Smith	(at Presbyterian College, 1-26-19)
	Charles Brunson	(at Belmont Abbey, 12-10-80)
34	Charles Brunson	(at Mooris College, 11-22-80)
33	Patrick Good	(at Washington State, 11-22-21)
	Andre Jones	(at Georgia, 12-27-11)
	Michael Jenkins	(at UNC Asheville, 3-6-08)
	George Henson	(at Campbell, 2-10-90)
	Shaun Wise	(at U.S. International, 12-28-89)
	Charles Brunson	(at Webber College, 1-11-81)

Top 5 Individual Scoring Performances vs. Big South Opponents

All Games

45	Melvin Branham Jr.	(at Charleston Southern, 1-10-94)
42	David McMahan	(vs. Coastal Carolina, 1-15-96)
40	Keon Johnson	(at UNC Asheville, 2-9-17)
39	Keon Johnson	(vs. Campbell, 2-4-17)
37	Keon Johnson	(vs. Radford, 12-31-16)

Home

42	David McMahan	(vs. Coastal Carolina, 1-15-96)
39	Keon Johnson	(vs. Campbell, 2-4-17)
37	Keon Johnson	(vs. Radford, 12-31-16)
36	Keon Johnson	(vs. Charleston Southern, 1-27-16)
32	Keon Johnson	(vs. Campbell, 12-31-15)

Away

45	Melvin Branham Jr.	(at Charleston Southern, 1-10-94)
40	Keon Johnson	(at UNC Asheville, 2-9-17)
36	Xavier Cooks	(at Gardner-Webb, 2-15-18)
35	Sin'Cere McMahan	(at UNC Asheville, 2-8-23)
	Nych Smith	(at Presbyterian College, 1-26-19)
33	George Henson	(at Campbell, 2-10-90)
32	Keon Johnson	(at Radford, 2-13-16)
	Torrell Martin	(at Coastal Carolina, 2-24-07)
	Torrell Martin	(at Liberty, 2-20-06)
	Melvin Branham Jr.	(at Towson St., 1-27-94)

Most Point In Home/Away Game (Top 10)

Home

134	Pfeiffer, 11-13-18	W, 134-99
132	Morris, 11-29-85	W, 132-73
130	Johnson & Wales, 12-12-96	W, 130-33
127	Pfeiffer, 11-25-19	W, 127-83
125	Piedmont, 11-4-24	W, 125-65
116	Warren Wilson, 11-24-18	W, 116-76
116	Rio Grande (OH), 12-28-15	W, 116-84
113	Toccoa Falls, 12-29-23	W, 113-62
110	Mary Baldwin	W, 110-78
109	Hiwassee, 12-16-18	W, 109-66
109	Catawba, 11-18-78	W, 109-92
108	VMI, 1-6-07	W, 108-76
108	U.S. International, 1-12-91	W, 108-81

Away

116	at Hampton, 1-16-20	W, 116-95
109	at VMI, 1-31-07	Won, 109-76
107	at USC Upstate, 12-13-20	Won, 107-77
105	at USC Upstate, 2-8-25	Won, 105-95
102	at Pembroke St., 1-10-86	Won, 102-99
101	at UNC Asheville, 2-9-17	Lost, 104-101
101	at Charleston Sou., 1-10-94	Won, 101-96
101	at Central Connecticut, 12-4-92	Won, 101-93
101	at Benedict College, 2-20-86	Won, 101-76
97	at USC Aiken, 1-14-82	Won, 97-90
97	at Wofford, 1-31-80	Won, 97-78

Most Points Home/Away vs. Big South Opponents (Top 10)

Home

108	vs. VMI, 1-6-07	Won, 108-76
107	vs. UNCA, 2-26-14	Won, 107-100 (OT)
106	vs. VMI, 2-4-09	Lost, 110-106 (OT)
104	vs. UNCA	Won, 104-71
102	vs. Charleston Sou., 1-15-25	Won, 102-97 (3OT)
101	vs. Hampton, 2-9-19	Won, 101-91
100	vs. Coastal Carolina, 2-18-02	Won, 100-74
99	vs. Gardner-Webb, 1-11-20	Won, 99-95 (3OT)
98	vs. Armstrong St., 2-17-86	Won, 98-81
98	vs. VMI, 2-8-06	Won, 98-65
97	vs. Gardner-Webb	Won, 97-88
97	vs. Towson St., 2-23-95	Won, 97-93
96	vs. Gardner-Webb, 2-1-25	Won, 96-93
96	vs. VMI, 1-7-10	Won, 96-63

Away

116	at Hampton, 1-16-20	W, 116-95
109	at VMI, 1-31-07	Won, 109-76
107	at USC Upstate, 12-13-20	W, 107-77
101	at UNC Asheville, 2-9-17	Lost, 104-101
101	at Charleston Sou., 1-10-94	Won, 101-96
96	at High Point, 2-28-24	Lost, 100-96 OT
95	at USC Upstate, 1-26-22	Won, 95-91 OT
95	at Longwood, 1-24-18	Won, 95-78
94	at Coastal Carolina, 1-7-94	Lost, 103-94
93	at Presbyterian Col., 2-25-17	Won, 93-56
93	at UMBC, 1-25-93	Lost, 99-93
91	at Presbyterian College, 1-26-19	Lost, 99-91
90	at Gardner-Webb, 2-15-18	Won, 90-71
90	at Towson St., 2-23-95	Lost, 92-90
90	at UNC Asheville, 2-5-90	Won, 90-89
90	at Radford, 1-14-05	Won, 90-75

WINTHROP TEAM/INDIVIDUAL RECORDS

MISC. RECORDS

Most Games Played	39 (1980-81/31-8)
Most Wins	31 (1980-81)
Most Wins (D1 member)	29 (2006-07)
Fewest Wins	4 (1993-94)
Most Losses	23 (1993-94)
Fewest Losses	5 (2006-07)
Best Winning Percentage	.818 (29-5/2006-07)
Worst Winning Percentage	.148 (4-23/1993-94)
Most Home Wins	16 (2004-05/2024-25)
Most Home Wins In Winthrop Coliseum	16 (2004-05/2024-25)
Most Home Losses	11 (1991-92)
Most Home Losses In Winthrop Coliseum	11 (1991-92)
Most Road Wins	12 (1978-89/2006-07/2016-17)
Most Road Losses	13 (1993-94)
Longest Winning Streak	21 (2019-20 to 2020-21)
Longest Winning Streak (single-season)	19 (2006-07)
Longest Losing Streak	13 (1986-87)
Most Big South Wins	15 ('04-05/'16-17/'19-20)
Most Big South Losses	15 (1993-94)
Longest Winning Streak (Big South)	16 (2006-07/single-season)
Longest Winning Streak (Big South)	22 (2004-05 to 2005-06)
Longest Losing Streak (Big South)	10 (1993-94/single-season)
Longest Losing Streak (Big South)	14 (1993-94 to 1994-95)

SINGLE-GAME RECORDS (Team)

Most Points Scored	134, vs. Pfeiffer (11-13-18)
Largest Margin of Victory	97 vs. Johnson & Wales (12-7-96)
Largest Margin of Victory (D1 opponent)	44 vs. VMI (84-41/1-23-08)
Largest Margin of Defeat	57 vs. Seton Hall (106-49/12-29-90)
Largest Margin of Defeat (D1 member)	57 vs. Seton Hall (106-49/12-29-90)
Fewest Points Allowed	22 vs. Lander (11-16-81)
Most Points First Half	73 vs. Pfeiffer (11-13-18)
Most Point Second Half	71 vs. Morris (11-29-85)
Fewest Points Scored	23 vs. Col. of Charleston (2-26-93)
Fewest Points First Half	6 vs. Col. of Charleston (2-26-93)
Fewest Points Second Half	11 vs. Washington St. (3-20-08)
Fewest Points Against In A Half	8 vs. Col. of Charleston (2-26-93)
Most Field Goals Made	57 vs. Morris (11-29-85)
Most Field Goals Attempted	101 vs. Piedmont (11-24-78)
Best Field Goal Accuracy	.706 vs. USC-Aiken (36-51/1-17-82)
Most 3pt Field Goals Made	24 vs. Hiwassee (12-16-18)
Most 3pt Field Goals Attempted	55 vs. Hiwassee (12-16-18)
Best 3pt Field Goal Accuracy	.714 vs. Barton (10-14/12-2-04)
	D1 Opponent
	.643 vs. High Point (9-14/12-5-09)
Most Free Throws Made (regulation)	39 vs. St. Francis (11-27-89)
Most Free Throws Made	40 vs. Charleston Sou. (1/15/25-30T)
Most Free Throws Attempted	50 vs. Campbell (12-30-20)
	50 at High Point (2-28-24)
Best Free Throw Accuracy	1.000 vs. Liberty (21-21/3-5-14)
	1.000 vs. Lander (13-13/2-20-85)
Most Rebounds	70 vs. Presbyterian College (2-11-80)
Most Offensive Rebounds*	28 at Coastal Carolina (12-2-23)
	28 vs. Piedmont (11-4-24)
Most Assists	37 vs. Newberry (2-17-90)
Most Steals	21 vs. Wofford College (1-31-80)
	vs. Morris (11-29-85)
Most Blocked Shots	16 vs. Voorhees (2-16-81)
Most Personal Fouls	37 vs. Georgia State (12-30-95)

SEASON RECORDS

Most Points	2,866 (1980-81)
Best Scoring Average	84.7 (2024-25/34 games)
Most Field Goals Made	1,161 (1978-79)
Most Field Attempted	2,415 (1978-79)
Best Field Goal Accuracy	.530 (1985-86)
Most 3pt Field Goals	372 (2018-19/30 games))
Best 3pt Field Goals Per Game Avg.	12.40 (2018-19/30 games)
Most 3pt Field Goals Attempted	997 (2018-19)
Best 3pt Field Goal Accuracy	.431 (1987-88)
Most Free Throws Made	648 (2024-25)
Most Free Throws Attempted	970 (2024-25)
Best Free Throw Accuracy	.749 (2015-16)
Most Rebounds	1,613 (1978-79)
Most Assists	818 (1978-79)
Most Steals	479 (1979-80)
Most Blocked Shots	174 (2016-17)
Most Personal Fouls	751 (1978-79)

* Indicates On Record

SINGLE-GAME RECORDS (Individual)

Most Points Scored	45-Melvin Branham vs. Charleston Sou. (1-10-94)
Most Field Goals Made	20-Fred McKinnon vs. Morris (11-25-85)
Most Field Goals Attempted	31-Fred McKinnon vs. Morris (11-25-85)
Best Field Goal Accuracy	1.000-Brian Pope (10-10) vs. Morris (1-6-84)
	Eddie Gay (10-10) vs. Coppin St. (11-23-91)
	Allen Washington (10-10) vs. Pfeiffer (2-5-86)
Most 3pt Field Goals Made	12-David McMahan vs. Coastal Carolina (1-15-96)
	Michael Jenkins vs. North Greenville (11-10-06)
Most 3pt Field Goals Attempted	21-LaShawn Coulter
Most Free Throws Made	18-Mark Hailey vs. Averett (11-26-91)
	James Shuler vs. High Point (2-23-06)
Most Free Throws Attempted	20-Mark Hailey vs. Averett (11-26-91)
Best Free Throw Accuracy	1.000-James Shuler (18-18) vs. High Point (2-23-06)
Most Rebounds	23-Allen Washington vs. Piedmont (11-30-85)
Most Assists	17-Rick Riese vs. Limestone (2-12-81)
Most Blocked Shots	7-Rick Riese vs. Limestone (2-12-81)
	Billy Houston vs. UNC Asheville (1-11-06)
Most Steals	13-Rick Riese vs. Limestone (2-12-81)

SINGLE-SEASON RECORDS (Individual)

Most Points Scored	875-Charles Brunson (1980-81)
Best Scoring Average	22.4-Charles Brunson (1980-81)
Most Field Goals Made	354-Charles Brunson (1980-81)
Most Field Goals Attempted	584-Ronnie Creamer (1978-79)
Best Field Goal Accuracy	.657-Charles Brunson (113-172/1979-80)
Most 3pt Field Goals Made	102-Keon Johnson (2016-17)
Most 3pt Field Goal Attempts	255-Keon Johnson (2016-17)
Best 3pt Field Goal Accuracy	.460-Charles Falden (40-87/2018-19)
Most Free Throws Made	171-Keon Johnson (2016-17)
Most Free Throws Attempted	235-Charles Brunson (1980-81)
Best Free Throw Accuracy	.867-Mike Gaither (98-113/1981-82)
Most Rebounds	453-Charles Brunson (1980-81)
Most Assists	317-Rick Riese (1980-81)
Most Blocked Shots	72-Duby Okeke (2015-16)
Most Steals	208-Rick Riese (1979-80)
Most Minutes Played	1,374-Charles Brunson (1980-81)
Most Personal Fouls	139-Ronnie Creamer (1978-79)
Most Times Disqualified	14-Donnie Creamer (1978-79)
	Melvin Branham (1993-94)

WINTHROP ALL-TIME D1 TRIPLE-DOUBLES (on record)

Chandler Vaudrin	Mar. 1, 2021 vs. (8) High Point (10 points, 12 rebounds, 10 assists)
Chandler Vaudrin	Dec. 30, 2020 vs. Campbell (10 points, 13 rebounds, 10 assists)
Chandler Vaudrin	Dec. 13, 2020 at USC Upstate (13 points, 11 rebounds, 14 assists)
Chandler Vaudrin	Jan. 2, 2020 vs. Longwood (10 points, 12 rebounds, 11 assists)
Xavier Cooks	Dec. 2, 2017 vs. Reinhardt (11 points, 15 rebounds, 11 assists)

20-WIN SEASONS

SEASON (NCAA D1)	SEASON ENDED WITH...	FINAL RECORD
29--2006-07	(NCAA Tourney - W, 74-64, (6) Notre Dame)	29-5
	(NCAA 2nd Rnd - L, 75-61, (3) Oregon)	
27--2004-05	(NCAA Tourney - L, 74-64, (3) Gonzaga)	27-6
26--2016-17	(NCAA Tourney - L, 76-64, (3) Butler)	26-7
24--2019-20	(Big South Champions - NCAA Tourney canceled (COVID19)	24-10
23--2024-25	(Big South Tournament Final, L, 81-69)	23-11
23--2020-21	(NCAA Tourney - L, 73-63, (5) Villanova)	23-2
23--2021-22	(Big South Tournament Final - L, 79-58)	23-9
23--2015-16	(Big South Tournament Final - L, 77-68)	23-9
23--2005-06	(NCAA Tourney - L, 63-61, (2) Tennessee)	23-8
22--2007-08	(NCAA Tourney - L, 71-40, (4) Washington State)	22-12
21--1999-00	(NCAA Tourney - L, 74-50, (3) Oklahoma)	21-9
21--1998-99	(NCAA Tourney - L, 80-41, (1) Auburn)	21-8
20--2013-14	(Big South Tournament Final - L, 76-61)	20-13
20--2002-03	(Big South Tournament Semi-Finals - L, 81-80 OT, UNCA)	20-10
20--1985-86	(Big South Tournament Semi-Finals - L, 87-79)	20-9

WINTHROP ALL-TIME SERIES VS. QUEENS

DATE	Home/Away/Neutral	Won/Lost	Series Record
Nov. 20, 1990	Home	Lost, 72-64	0-1
Dec. 15, 1993	Home	Lost, 85-77	0-2
Dec. 11, 1994	Home	Won, 73-70	1-2
Nov. 10, 2007	Home	Won, 68-61	2-2
Nov. 13, 2010	Home	Won, 70-61	3-2
Dec. 5, 2023	Home	Won, 88-82	4-2
Dec. 3, 2024	Away	Won, 86-78	5-2

Home Record: 4-2 Away Record: 1-0 Neutral Record: 0-0 Overtime: 0-4

RECORD WHEN WINTHROP SCORES...

- 90-plus: 0-0
- 80-89: 2-0
- 70-79: 2-1
- 60-69: 1-1
- 50-59: 0-0
- 40-49: 0-0

vs. Queens by Month...

- November: 2-1
- December: 3-1
- January: 0-0
- February: 0-0
- March: 0-0

Games Decided By...

- 1-point: 0-0
- 2-points: 0-0
- 1-5: 1-0
- 6-10: 4-2
- 11-19: 0-0
- 20-plus: 0-0

Last Meeting (12/3/24) | Curry Arena (Charlotte, N.C.)



Official Basketball Box Score - Final
Winthrop at Queens (NC)
12/03/24 Curry Arena, Charlotte
2024-25 Men's Basketball

Game Time: 7:00 PM
Game Duration: 2:08
Attendance: 575

Officials: Jordan Arnold, Connor Penn, Keith Fogleman

Winthrop - 86

Record: 7-3

NO.	Name	Min	FG M-A	3P M-A	FT M-A	Rebounds			Fouls		TP	AS	TO	ST	Blocks		+/-
						OR	DR	TOT	PF	FD					BS	BA	
4	Kelton Telford	F 21:47	3-10	0-0	1-4	3	6	9	3	2	7	1	3	2	0	2	4
12	K.J. Doucet	F 27:00	4-8	0-3	5-7	0	5	5	4	4	13	2	1	1	1	1	11
3	Paul Jones III	G 19:56	2-6	2-4	1-2	1	3	4	3	1	7	0	1	0	0	0	-2
10	Nick Johnson	G 27:33	7-12	2-5	4-7	1	2	3	3	6	20	1	4	3	0	1	8
11	Kasen Harrison	G 23:43	5-8	0-0	5-6	0	3	3	2	6	15	4	0	0	1	1	3
1	Isaiah Wilson	12:31	1-2	0-1	0-0	0	0	0	1	1	2	2	2	0	1	0	1
21	Tai Hamilton	16:55	4-5	0-0	1-3	1	2	3	3	3	9	0	0	0	2	0	2
55	Bryce Baker	15:48	1-4	0-2	0-0	1	2	3	1	1	2	0	1	0	0	0	-7
2	Ryan Jolly	21:33	3-6	1-3	4-5	1	1	2	0	4	11	0	0	0	0	1	19
5	Yoro Diallo	09:59	0-0	0-0	0-0	0	0	0	1	0	0	0	1	0	2	0	4
15	Tommy Kamarad	03:15	0-0	0-0	0-0	0	0	0	1	0	0	0	0	0	0	0	-3
Team						6	5	11			0			0			
Totals			30-61	5-18	21-34	14	29	43	22	28	86	10	13	6	7	6	8

Shooting By Period			
1 st	FG%	14-34	41.2%
	3PT%	4-12	33.3%
	FT%	8-11	72.7%
2 nd	FG%	16-27	59.3%
	3PT%	1-6	16.7%
	FT%	13-23	56.5%
GM	FG%	30-61	49.2%
	3PT%	5-18	27.8%
	FT%	21-34	61.8%

Dead Ball Rebounds: 3, 1

Technical Fouls::NONE

Queens (NC) - 78

Record: 3-5

NO.	Name	Min	FG M-A	3P M-A	FT M-A	Rebounds			Fouls		TP	AS	TO	ST	Blocks		+/-
						OR	DR	TOT	PF	FD					BS	BA	
23	Leo Colimerio	F 28:15	5-8	1-3	3-5	0	4	4	4	4	14	0	1	0	0	0	-7
32	Malcolm Wilson	C 26:09	0-3	0-0	1-7	4	3	7	5	4	1	3	0	0	5	1	-2
3	Kalib Mathews	G 18:47	1-3	0-0	0-0	0	2	2	2	0	2	1	4	0	0	2	-5
10	Bryce Cash	G 34:41	5-6	0-0	3-4	1	3	4	3	5	13	7	2	2	0	0	2
11	Chris Ashby	G 29:35	7-14	5-12	1-1	0	0	0	3	1	20	0	0	1	0	0	-3
20	Asjon Anderson	15:24	1-8	0-5	2-2	0	3	3	0	3	4	2	1	1	1	1	-12
22	Jaxon Pollard	25:19	5-11	0-2	1-2	2	6	8	4	2	11	2	2	0	0	1	3
24	Yoav Berman	12:11	2-5	1-1	1-2	0	3	3	3	1	6	0	1	0	0	2	-4
1	Nasir Mann	07:44	2-2	2-2	1-1	1	0	1	2	2	7	2	1	1	0	0	-7
9	Maban Jabriel	01:33	0-1	0-1	0-0	0	0	0	2	0	0	0	0	0	0	0	-3
15	Jordon Nevill	00:23	0-0	0-0	0-0	0	0	0	0	0	0	0	0	0	0	0	-2
Team						1	3	4			0			1			
Totals			28-61	9-26	13-24	9	27	36	28	22	78	17	13	5	6	7	-8

Shooting By Period			
1 st	FG%	12-29	41.4%
	3PT%	4-15	26.7%
	FT%	7-15	46.7%
2 nd	FG%	16-32	50.0%
	3PT%	5-11	45.5%
	FT%	6-9	66.7%
GM	FG%	28-61	45.9%
	3PT%	9-26	34.6%
	FT%	13-24	54.2%

Dead Ball Rebounds: 5, 0

Technical Fouls::NONE

	WU	QU
Biggest lead	11 (1 st 5:01)	4 (1 st 16:25)
Best Scoring Run	8(1 st 12:21)	7(1 st 16:25)
Lead Changes	2	
Times Tied	1	
Time with Lead	35:08	02:51

Points from	WU	QU
Turnovers	17	15
Paint	50	36
Second Chance	14	7
Fast Breaks	9	7
Bench	24	28

Period by Period Scoring			
	1st	2nd	TOT
WU	40	46	86
QU	35	43	78

2024-25 COMBINED STATS

2024-25 Winthrop MBB Statistics Winthrop Combined Team Statistics (as of Mar 09, 2025) All games

Overall record: 23-11 Conf: 11-5 Home: 16-2 Away: 5-8 Neutral: 2-1

#	Player	gp-gs	min	avg	Total		3-Point		F-Throw		Rebounds				pf	dq	a	to	blk	stl	pts	avg
					fg-fga	fg%	3fg-fga	3fg%	ft-fa	ft%	off	def	tot	avg								
04	TALFORD, Kelton	34-34	944	27.8	193-303	.637	0-1	.000	150-227	.661	117	152	269	7.9	80	1	32	64	24	33	536	15.8
12	DOUCET, K.J.	34-33	850	25.0	155-314	.494	38-110	.345	119-179	.665	48	140	188	5.5	102	6	42	71	7	26	467	13.7
11	HARRISON, Kasen	34-34	1014	29.8	161-323	.498	21-52	.404	110-153	.719	8	73	81	2.4	61	0	147	68	5	39	453	13.3
10	JOHNSON, Nick	34-27	934	27.5	128-302	.424	47-133	.353	125-181	.691	31	80	111	3.3	92	4	54	67	16	48	428	12.6
03	JONES III, Paul	34-17	655	19.3	88-229	.384	56-172	.326	25-40	.625	16	85	101	3.0	52	1	16	22	3	13	257	7.6
55	BAKER, Bryce	34-5	672	19.8	84-206	.408	68-173	.393	11-19	.579	19	86	105	3.1	37	0	22	23	9	23	247	7.3
15	KAMARAD, Tommy	31-14	421	13.6	44-101	.436	16-62	.258	15-29	.517	19	63	82	2.6	54	1	16	12	11	18	119	3.8
02	JOLLY, Ryan	29-6	323	11.1	32-77	.416	15-48	.313	23-27	.852	6	14	20	0.7	19	0	24	21	1	16	102	3.5
51	DUNCOMB, Logan	24-0	194	8.1	26-48	.542	0-0	.000	20-30	.667	23	38	61	2.5	35	0	3	15	11	8	72	3.0
01	WILSON, Isaiah	33-0	391	11.8	18-48	.375	8-23	.348	22-31	.710	3	25	28	0.8	52	0	66	32	1	19	66	2.0
05	DIALLO, Yoro	29-0	186	6.4	23-43	.535	1-6	.167	9-20	.450	19	27	46	1.6	35	0	11	17	4	16	56	1.9
21	HAMILTON, Tai	28-0	223	8.0	18-37	.486	0-0	.000	18-32	.563	31	38	69	2.5	48	2	4	13	22	11	54	1.9
14	VAN BIBBER, Noah	10-0	42	4.2	5-18	.278	5-16	.313	0-0	.000	1	4	5	0.5	2	0	0	1	0	0	15	1.5
08	CHRISTY, Cam	7-0	13	1.9	2-8	.250	0-2	.000	1-2	.500	2	3	5	0.7	2	0	1	1	0	0	5	0.7
22	HARRISON, Henry	7-0	13	1.9	1-7	.143	0-6	.000	0-0	.000	0	1	1	0.1	1	0	1	0	0	0	2	0.3
Team											78	62	140				19					
Total.....		34	6875		978-2064	.474	275-804	.342	648-970	.668	421	891	1312	38.6	672	15	439	446	114	270	2879	84.7
Opponents.....		34	6875		916-2088	.439	278-797	.349	541-747	.724	390	841	1231	36.2	785	30	430	489	137	237	2651	78.0

TEAM STATISTICS			WINTHROP		OPP		Date	Opponent	Score	Att.
SCORING			2879		2651		11/04/24	PIEDMONT	w 125-65	1246
Points per game			84.7		78.0		11/09/24	LITTLE ROCK	w 82-67	2078
Scoring margin			+6.7		-		11/11/24	at Virginia Tech	L 52-58	4157
FIELD GOALS-ATT			978-2064		916-2088		11/15/24	WILLIAM & MARY	w 86-85	1324
Field goal pct			.474		.439		11/16/24	GA. SOUTHERN	L 87-89	1597
3 POINT FG-ATT			275-804		278-797		11/17/24	N.C. CENTRAL	w 77-75	1390
3-point FG pct			.342		.349		11/22/24	at Louisville	L 61-76	12462
3-pt FG made per game			8.1		8.2		11/25/24	LIU	w 87-65	1119
FREE THROWS-ATT			648-970		541-747		11/27/24	AVERETT	w 99-56	1289
Free throw pct			.668		.724		12/03/24	at Queens (NC)	w 86-78	575
F-Throws made per game			19.1		15.9		12/07/24	COASTAL CAROLINA	w 96-89	1798
REBOUNDS			1312		1231		12/12/24	BOB JONES	w 103-55	1328
Rebounds per game			38.6		36.2		12/17/24	at Florida St.	L 64-82	4354
Rebounding margin			+2.4		-		12/21/24	MERCER	w 102-97	1587
ASSISTS			439		430		12/29/24	at Indiana	L 68-77	14499
Assists per game			12.9		12.6		* 01/02/25	USC UPSTATE	w 95-76	1448
TURNOVERS			446		489		* 01/04/25	at Radford	L 67-87	916
Turnovers per game			13.1		14.4		* 01/08/25	at Gardner-Webb	L 83-89	625
Turnover margin			+1.3		-		* 01/11/25	LONGWOOD	w 95-76	2004
Assist/turnover ratio			1.0		0.9		* 01/15/25	CHARLESTON SO.	wo3 102-97	1667
STEALS			270		237		* 01/18/25	at UNC Asheville	L 84-93	1812
Steals per game			7.9		7.0		* 01/25/25	at High Point	L 62-84	4623
BLOCKS			114		137		* 01/29/25	PRESBYTERIAN	w 76-67	1884
Blocks per game			3.4		4.0		* 02/01/25	GARDNER-WEBB	w 96-93	2217
ATTENDANCE			31706		51803		* 02/05/25	at Charleston So.	w 83-65	850
Home games-Avg/Game			18-1761		13-3692		* 02/08/25	at USC Upstate	w 105-95	368
Neutral site-Avg/Game			-		3-1268		* 02/12/25	RADFORD	w 78-74	1909
							* 02/15/25	HIGH POINT	L 66-88	2736
							* 02/19/25	at Presbyterian	w 81-77	370
							* 02/27/25	at Longwood	w 85-59	2389
							* 03/01/25	UNC ASHEVILLE	w 103-90	3085
							03/07/25	vs Longwood	w 88-79	1705
							03/08/25	vs UNC Asheville	w 86-67	1
							03/09/25	vs High Point	L 69-81	2097

* = Conference game

2024-25 TEAM GAME-BY-GAME

2024-25 Winthrop MBB Statistics Winthrop Team Game-by-Game (as of Mar 14, 2025) All games

TEAM STATISTICS

Opponent	Date	Score		Total		3-Pointers		Free throws		Rebounds				pf	a	t/o	blk	stl	pts	avg
				fg-fga	pct	3fg-fga	pct	ft-fa	pct	off	def	tot	avg							
PIEDMONT	11/04/24	125-65	W	46-88	.523	13-40	.325	20-28	.714	28	35	63	63.0	14	20	9	6	10	125	125.0
LITTLE ROCK	11/09/24	82-67	W	23-55	.418	9-27	.333	27-42	.643	21	31	52	57.5	23	14	22	2	14	82	103.5
at Virginia Tech	11/11/24	52-58	L	20-58	.345	5-32	.156	7-13	.538	11	21	32	49.0	17	8	11	3	2	52	86.3
WILLIAM & MARY	11/15/24	86-85	W	29-65	.446	8-24	.333	20-31	.645	12	23	35	45.5	24	10	11	4	14	86	86.2
GA. SOUTHERN	11/16/24	87-89	L	24-51	.471	3-16	.188	36-49	.735	7	34	41	44.6	21	5	20	3	9	87	86.4
N.C. CENTRAL	11/17/24	77-75	W	26-54	.481	6-21	.286	19-26	.731	13	24	37	43.3	17	10	15	3	7	77	84.8
at Louisville	11/22/24	61-76	L	22-70	.314	6-29	.207	11-22	.500	19	22	41	43.0	23	8	19	0	10	61	81.4
LIU	11/25/24	87-65	W	31-61	.508	6-20	.300	19-32	.594	13	27	40	42.6	20	16	10	10	12	87	82.1
AVERETT	11/27/24	99-56	W	29-64	.453	11-28	.393	30-41	.732	16	27	43	42.7	19	17	8	2	11	99	84.0
at Queens (NC)	12/03/24	86-78	W	30-61	.492	5-18	.278	21-34	.618	14	29	43	42.7	22	10	13	7	6	86	84.2
COASTAL CAROLINA	12/07/24	96-89	W	29-53	.547	7-17	.412	31-40	.775	7	21	28	41.4	21	11	5	2	7	96	85.3
BOB JONES	12/12/24	103-55	W	38-65	.585	12-28	.429	15-20	.750	20	36	56	42.6	11	23	19	3	8	103	86.8
at Florida St.	12/17/24	64-82	L	20-68	.294	9-36	.250	15-23	.652	14	18	32	41.8	19	10	15	3	7	64	85.0
MERCER	12/21/24	102-97	W	31-57	.544	11-23	.478	29-48	.604	11	32	43	41.9	20	18	17	5	8	102	86.2
at Indiana	12/29/24	68-77	L	24-64	.375	6-23	.261	14-20	.700	12	27	39	41.7	22	8	11	2	6	68	85.0
USC UPSTATE	01/02/25	95-76	W	34-56	.607	6-19	.316	21-31	.677	12	26	38	41.4	16	11	12	1	7	95	85.6
at Radford	01/04/25	67-87	L	21-59	.356	3-17	.176	22-29	.759	14	15	29	40.7	22	3	8	2	9	67	84.5
at Gardner-Webb	01/08/25	83-89	L	29-54	.537	4-17	.235	21-38	.553	10	18	28	40.0	19	9	9	7	8	83	84.4
LONGWOOD	01/11/25	95-76	W	34-60	.567	14-29	.483	13-20	.650	10	28	38	39.9	20	14	14	1	8	95	85.0
CHARLESTON SO.	01/15/25	102-97	Wot	37-79	.468	7-21	.333	21-37	.568	11	37	48	40.3	36	14	13	5	8	102	85.8
at UNC Asheville	01/18/25	84-93	L	30-56	.536	10-23	.435	14-22	.636	9	21	30	39.8	20	15	17	2	8	84	85.8
at High Point	01/25/25	62-84	L	19-53	.358	7-24	.292	17-26	.654	6	21	27	39.2	23	10	9	4	8	62	84.7
PRESBYTERIAN	01/29/25	76-67	W	26-56	.464	5-20	.250	19-26	.731	13	29	42	39.3	15	10	12	3	10	76	84.3
GARDNER-WEBB	02/01/25	96-93	W	32-59	.542	6-18	.333	26-40	.650	9	21	30	39.0	20	14	10	2	9	96	84.8
at Charleston So.	02/05/25	83-65	W	33-65	.508	7-19	.368	10-12	.833	11	32	43	39.1	18	16	12	5	5	83	84.7
at USC Upstate	02/08/25	105-95	W	33-61	.541	8-20	.400	31-35	.886	9	28	37	39.0	19	17	13	3	7	105	85.5
RADFORD	02/12/25	78-74	W	26-55	.473	10-17	.588	16-19	.842	9	22	31	38.7	20	11	15	4	4	78	85.2
HIGH POINT	02/15/25	66-88	L	23-58	.397	2-21	.095	18-28	.643	13	27	40	38.8	19	7	14	3	3	66	84.5
at Presbyterian	02/19/25	81-77	W	30-56	.536	8-17	.471	13-20	.650	12	29	41	38.9	15	15	17	2	4	81	84.4
at Longwood	02/27/25	85-59	W	30-62	.484	16-34	.471	9-16	.563	11	23	34	38.7	18	20	14	2	12	85	84.4
UNC ASHEVILLE	03/01/25	103-90	W	34-62	.548	12-22	.545	23-30	.767	14	23	37	38.6	15	19	14	2	11	103	85.0
vs Longwood	03/07/25	88-79	W	29-51	.569	13-31	.419	17-32	.531	4	30	34	38.5	29	19	15	4	8	88	85.1
vs UNC Asheville	03/08/25	86-67	W	28-62	.452	13-26	.500	17-29	.586	15	27	42	38.6	25	17	11	3	6	86	85.2
vs High Point	03/09/25	69-81	L	28-66	.424	7-27	.259	6-11	.545	11	27	38	38.6	10	10	12	4	4	69	84.7
Winthrop		2879		978-2064	.474	275-804	.342	648-970	.668	421	891	1312	38.6	672	439	446	114	270	2879	84.7
Opponents		2651		916-2088	.439	278-797	.349	541-747	.724	390	841	1231	36.2	785	430	489	137	237	2651	78.0

Games played: 34
Points/game: 84.7
FG Pct: 47.4
3FG Pct: 34.2
FT Pct: 66.8

Rebounds/game: 38.6
Assists/game: 12.9
Turnovers/game: 13.1
Assist/turnover ratio: 1.0
Steals/game: 7.9
Blocks/game: 3.4

WINTHROP BASKETBALL

↳ TRADITION RICH PROGRAM ↵

~NCAA D1 Member since 1985~

- 13 Big South Conference Championships (most in conference history)
- 11 NCAA Tournament Appearances (most in conference history and all in the last 22 years)
- Most 20-win seasons in Big South history (15)
- Eight seasons with 23 or more wins and a Big South record 29 wins in 2006-07
- Most wins all-time by Big South member (680) and most league wins all-time (361)
- Only Big South member to earn an 11, 12, 13 and 14 seed in NCAA Tournament
- First Big South member to win an NCAA Tournament game (defeated 6th seeded Notre Dame 74-64 in 2007)
- Big South record 55 conference tournament wins
- Big South record 18 conference championship game appearances
- 23 winning seasons out of 36 NCAA D1 seasons
- Notable Non-Conference Wins (ACC-Clemson (2), Georgia Tech, Miami, Wake Forest/Big East- Providence, Marquette, Notre Dame/Big 10-Illinois/Big 12-Missouri/PAC 12-Washington/SEC-Georgia, Mississippi State, Auburn/Mid-Majors-ODU, Missouri State, Saint Mary's (Ca.), MTSU, at Little Rock/Independent-Miami)
- Three AP All-America selections (Greg Lewis, Keon Johnson, Xavier Cooks)
- 50 All-League selections, 38 All-Tournament Team selections
- Eagles have two of the Top 5 winningest coaches in the history of the league as Gregg Marshall has 194 (2nd) and Pat Kelsey currently has 186 (4th)
- Both are also in the Top 4 for conference wins all-time as Kelsey has 110 (2nd) and Marshall is 4th with 104



WINTHROP

B A S K E T B A L L



Winthrop Men's Basketball
Individual Career Summaries
All games

Page 1/7
as of Oct 27, 2025

BERRY, Daylen

				Field Goals		3-Point		F-Throws		Rebounds										Scoring	
SEASON	TEAM	GP-GS	MIN/AVG	FG-FGA	FG%	3FG-3FGA	3FG%	FT-FTA	FT%	OFF	DEF	TOT	AVG	PF-FO	A	TO	BLK	STL	PTS	AVG	
2022-23	CLT	21-0	147/7.0	12-34	.353	2-15	.133	3-7	.429	5	14	19	0.9	10-0	6	10	1	11	29	1.4	
2023-24	CLT	16-0	133/8.3	10-30	.333	3-16	.188	2-4	.500	0	11	11	0.7	8-0	7	11	0	5	25	1.6	
2024-25	ChaSou	32-32	1147/35.8	132-341	.387	55-193	.285	122-158	.772	29	142	171	5.3	71-3	89	106	11	54	441	13.8	
TOTAL FOR Win		0-0	0/0.0	0-0	.000	0-0	.000	0-0	.000	0	0	0	0.0	0-0	0	0	0	0	0	0.0	
TOTAL		69-32	1426/20.7	154-405	.380	60-224	.268	127-169	.751	34	167	201	2.9	89-3	102	127	12	70	495	7.2	

Single Game Highs

Statistic	Value	
Points	28	vs Longwood 02/01/25
Rebounds	12	at LSU 11/19/24
Assists	6	at Georgia Tech 11/27/24, vs USC Upstate 02/22/25, vs VMI 11/16/24
Steals	4	4 times
Blocks	1	12 times
FG Made	9	vs Longwood 02/01/25, vs High Point 01/08/25
FG Attempts	19	vs Winthrop 02/05/25
3FG Made	6	vs Longwood 02/01/25, vs High Point 01/08/25
3FG Attempts	11	vs High Point 01/08/25, vs Winthrop 02/05/25
FT Made	11	at UNC Asheville 02/15/25
FT Attempts	13	at UNC Asheville 02/15/25

BOYOGUENO, Pharell

				Field Goals		3-Point		F-Throws		Rebounds										Scoring	
SEASON	TEAM	GP-GS	MIN/AVG	FG-FGA	FG%	3FG-3FGA	3FG%	FT-FTA	FT%	OFF	DEF	TOT	AVG	PF-FO	A	TO	BLK	STL	PTS	AVG	
2024-25	GW	28-26	696/24.8	74-171	.433	36-108	.333	38-48	.792	39	81	120	4.3	56-0	21	39	22	19	222	7.9	
TOTAL FOR Win		0-0	0/0.0	0-0	.000	0-0	.000	0-0	.000	0	0	0	0.0	0-0	0	0	0	0	0	0.0	
TOTAL		28-26	696/24.8	74-171	.433	36-108	.333	38-48	.792	39	81	120	4.3	56-0	21	39	22	19	222	7.9	

Single Game Highs

Statistic	Value	
Points	18	vs USC Upstate 01/18/25
Rebounds	11	at USC Upstate 02/15/25
Assists	4	vs Queens (NC) 12/14/24
Steals	4	vs Southeastern La. 11/26/24
Blocks	4	vs UNC Asheville 01/22/25
FG Made	6	vs Southeastern La. 11/26/24, vs USC Upstate 01/18/25, vs USC Upstate 03/05/25
FG Attempts	13	vs Southeastern La. 11/26/24
3FG Made	5	vs USC Upstate 01/18/25
3FG Attempts	9	vs USC Upstate 01/18/25
FT Made	6	vs Longwood 01/29/25
FT Attempts	6	vs Longwood 01/29/25



Winthrop Men's Basketball
Individual Career Summaries
All games

Page 2/7
as of Oct 27, 2025

CHRISTY, Cam

				Field Goals		3-Point		F-Throws		Rebounds										Scoring	
SEASON	TEAM	GP-GS	MIN/AVG	FG-FGA	FG%	3FG-3FGA	3FG%	FT-FTA	FT%	OFF	DEF	TOT	AVG	PF-FO	A	TO	BLK	STL		PTS	AVG
2024-25	Win	7-0	14/2.0	2-8	.250	0-2	.000	1-2	.500	2	3	5	0.7	2-0	1	1	0	0		5	0.7
TOTAL		7-0	14/2.0	2-8	.250	0-2	.000	1-2	.500	2	3	5	0.7	2-0	1	1	0	0		5	0.7

Single Game Highs

Statistic	Value	
Points	4	vs Bob Jones 12/12/24
Rebounds	3	vs Piedmont 11/04/24
Assists	1	vs Piedmont 11/04/24
FG Made	2	vs Bob Jones 12/12/24
FG Attempts	3	vs Averett 11/27/24, vs Bob Jones 12/12/24
3FG Attempts	1	vs Piedmont 11/04/24, vs Bob Jones 12/12/24
FT Made	1	vs Piedmont 11/04/24
FT Attempts	2	vs Piedmont 11/04/24

CLOUET, Kody

				Field Goals		3-Point		F-Throws		Rebounds										Scoring	
SEASON	TEAM	GP-GS	MIN/AVG	FG-FGA	FG%	3FG-3FGA	3FG%	FT-FTA	FT%	OFF	DEF	TOT	AVG	PF-FO	A	TO	BLK	STL		PTS	AVG
2022-23	SE	28-28	824/29.4	112-269	.416	54-141	.383	54-68	.794	37	113	150	5.4	49-1	55	29	11	26		332	11.9
2023-24	SE	32-32	1137/35.5	183-364	.503	84-196	.429	116-144	.806	47	119	166	5.2	63-0	66	40	14	48		566	17.7
2024-25	SD	29-14	676/23.3	77-230	.335	46-142	.324	59-66	.894	7	70	77	2.7	56-0	28	26	10	28		259	8.9
TOTAL FOR Win		0-0	0/0.0	0-0	.000	0-0	.000	0-0	.000	0	0	0	0.0	0-0	0	0	0	0		0	0.0
TOTAL		89-74	2638/29.6	372-863	.431	184-479	.384	229-278	.824	91	302	393	4.4	168-1	149	95	35	102		1157	13.0

Single Game Highs

Statistic	Value	
Points	35	vs Portland 03/01/25
Rebounds	12	at Southern Nazarene 11/30/22
Assists	7	vs Southern Nazarene 03/09/24
Steals	5	vs Southern Nazarene 03/09/24
Blocks	3	at Wayne St. (NE) 11/11/22
FG Made	12	vs Portland 03/01/25
FG Attempts	20	vs Northwestern Okla. 12/17/22
3FG Made	8	vs Portland 03/01/25
3FG Attempts	13	vs Ouachita Baptist 02/22/24
FT Made	15	vs Augustana (SD) 11/11/23
FT Attempts	16	vs Augustana (SD) 11/11/23



Winthrop Men's Basketball
Individual Career Summaries
All games

Page 3/7
as of Oct 27, 2025

DUNCOMB, Logan

				Field Goals		3-Point		F-Throws		Rebounds									Scoring	
SEASON	TEAM	GP-GS	MIN/AVG	FG-FGA	FG%	3FG-3FGA	3FG%	FT-FTA	FT%	OFF	DEF	TOT	AVG	PF-FO	A	TO	BLK	STL	PTS	AVG
2021-22	IND	9-0	19/2.1	2-4	.500	0-0	.000	2-2	1.000	3	3	6	0.7	3-0	1	3	1	1	6	0.7
2022-23	IND	9-0	51/5.7	12-16	.750	0-0	.000	2-7	.286	5	10	15	1.7	8-0	2	3	5	1	26	2.9
2024-25	Win	24-0	192/8.0	26-48	.542	0-0	.000	20-30	.667	23	38	61	2.5	35-0	3	15	11	8	72	3.0
TOTAL FOR Win		24-0	192/8.0	26-48	.542	0-0	.000	20-30	.667	23	38	61	2.5	35-0	3	15	11	8	72	3.0
TOTAL		42-0	262/6.2	40-68	.588	0-0	.000	24-39	.615	31	51	82	2.0	46-0	6	21	17	10	104	2.5

Single Game Highs

Statistic	Value	
Points	10	vs Elon 12/20/22, at Charleston So. 02/05/25
Rebounds	7	vs Charleston So. 01/15/25
Assists	2	vs Elon 12/20/22
Steals	3	at Longwood 02/27/25
Blocks	2	vs Jackson St. 11/25/22, vs Charleston So. 01/15/25, at USC Upstate 02/08/25
FG Made	5	vs Elon 12/20/22
FG Attempts	7	at Charleston So. 02/05/25
FT Made	4	vs Little Rock 11/09/24
FT Attempts	5	vs Little Rock 11/09/24

HAMILTON, Tai

				Field Goals		3-Point		F-Throws		Rebounds									Scoring	
SEASON	TEAM	GP-GS	MIN/AVG	FG-FGA	FG%	3FG-3FGA	3FG%	FT-FTA	FT%	OFF	DEF	TOT	AVG	PF-FO	A	TO	BLK	STL	PTS	AVG
2023-24	W&M	26-0	316/12.2	16-28	.571	0-0	.000	6-23	.261	25	55	80	3.1	64-4	6	18	22	13	38	1.5
2024-25	Win	28-0	220/7.9	18-37	.486	0-0	.000	18-32	.563	31	38	69	2.5	48-2	4	13	22	11	54	1.9
TOTAL FOR Win		28-0	220/7.9	18-37	.486	0-0	.000	18-32	.563	31	38	69	2.5	48-2	4	13	22	11	54	1.9
TOTAL		54-0	536/9.9	34-65	.523	0-0	.000	24-55	.436	56	93	149	2.8	112-6	10	31	44	24	92	1.7

Single Game Highs

Statistic	Value	
Points	10	vs Piedmont 11/04/24
Rebounds	10	vs Piedmont 11/04/24
Assists	2	vs Delaware 02/01/24, vs Piedmont 11/04/24, vs Averett 11/27/24
Steals	3	vs Delaware 02/01/24
Blocks	4	vs LIU 11/25/24, vs Piedmont 11/04/24
FG Made	4	at Elon 02/29/24, at Queens (NC) 12/03/24
FG Attempts	5	at Queens (NC) 12/03/24
FT Made	4	vs Piedmont 11/04/24
FT Attempts	6	vs Piedmont 11/04/24



Winthrop Men's Basketball
Individual Career Summaries
All games

Page 4/7
as of Oct 27, 2025

HARRISON, Henry

				Field Goals		3-Point		F-Throws		Rebounds									Scoring	
SEASON	TEAM	GP-GS	MIN/AVG	FG-FGA	FG%	3FG-3FGA	3FG%	FT-FTA	FT%	OFF	DEF	TOT	AVG	PF-FO	A	TO	BLK	STL	PTS	AVG
2023-24	Win	7-0	16/2.3	3-3	1.000	3-3	1.000	0-0	.000	0	0	0	0.0	0-0	1	3	0	1	9	1.3
2024-25	Win	7-0	14/2.0	1-7	.143	0-6	.000	0-0	.000	0	1	1	0.1	1-0	1	0	0	0	2	0.3
TOTAL		14-0	30/2.1	4-10	.400	3-9	.333	0-0	.000	0	1	1	0.1	1-0	2	3	0	1	11	0.8

Single Game Highs

Statistic	Value	
Points	3	vs Brevard 11/08/23, vs Holy Cross 11/17/23, vs Toccoa Falls 12/29/23
Rebounds	1	at Charleston So. 02/05/25
Assists	1	vs Bob Jones 11/28/23, vs Bob Jones 12/12/24
Steals	1	vs Charleston So. 02/07/24
FG Made	1	4 times
FG Attempts	3	vs Piedmont 11/04/24
3FG Made	1	vs Brevard 11/08/23, vs Holy Cross 11/17/23, vs Toccoa Falls 12/29/23
3FG Attempts	2	vs Piedmont 11/04/24, vs Averett 11/27/24, vs Bob Jones 12/12/24

HENDAWY, Seifeldin

				Field Goals		3-Point		F-Throws		Rebounds									Scoring	
SEASON	TEAM	GP-GS	MIN/AVG	FG-FGA	FG%	3FG-3FGA	3FG%	FT-FTA	FT%	OFF	DEF	TOT	AVG	PF-FO	A	TO	BLK	STL	PTS	AVG
2024-25	Loyola	16-0	71/4.4	5-17	.294	1-6	.167	3-4	.750	0	6	6	0.4	7-0	4	9	2	4	14	0.9
TOTAL FOR Win		0-0	0/0.0	0-0	.000	0-0	.000	0-0	.000	0	0	0	0.0	0-0	0	0	0	0	0	0.0
TOTAL		16-0	71/4.4	5-17	.294	1-6	.167	3-4	.750	0	6	6	0.4	7-0	4	9	2	4	14	0.9

Single Game Highs

Statistic	Value	
Points	4	vs Eureka 11/10/24, vs Murray St. 12/25/24
Rebounds	2	vs Eureka 11/10/24
Assists	2	vs Eureka 11/10/24
Steals	2	vs Eureka 11/10/24
Blocks	2	vs Tulsa 11/23/24
FG Made	2	vs Murray St. 12/25/24
FG Attempts	4	vs Murray St. 12/25/24, vs Col. of Charleston 12/23/24
3FG Made	1	at Saint Louis 03/01/25
3FG Attempts	2	vs Col. of Charleston 12/23/24
FT Made	2	vs Eureka 11/10/24
FT Attempts	2	vs Eureka 11/10/24, vs Tulsa 11/23/24



Winthrop Men's Basketball
Individual Career Summaries
All games

Page 5/7
as of Oct 27, 2025

KAMARAD, Tommy

				Field Goals		3-Point		F-Throws		Rebounds										Scoring	
SEASON	TEAM	GP-GS	MIN/AVG	FG-FGA	FG%	3FG-3FGA	3FG%	FT-FTA	FT%	OFF	DEF	TOT	AVG	PF-FO	A	TO	BLK	STL	PTS	AVG	
2022-23	ATU	31-28	707/22.8	81-195	.415	29-81	.358	52-62	.839	35	86	121	3.9	74-1	27	36	24	26	243	7.8	
2023-24	ATU	32-30	873/27.3	143-281	.509	47-118	.398	58-71	.817	53	112	165	5.2	84-3	42	47	33	17	391	12.2	
2024-25	Win	31-14	420/13.6	44-101	.436	16-62	.258	15-29	.517	19	63	82	2.6	54-1	16	12	11	18	119	3.8	
TOTAL FOR Win		31-14	420/13.6	44-101	.436	16-62	.258	15-29	.517	19	63	82	2.6	54-1	16	12	11	18	119	3.8	
TOTAL		94-72	2000/21.3	268-577	.464	92-261	.352	125-162	.772	107	261	368	3.9	212-5	85	95	68	61	753	8.0	

Single Game Highs

Statistic	Value	
Points	22	5 times
Rebounds	11	vs Northwestern Okla. 03/09/24
Assists	4	vs Ouachita Baptist 12/02/23
Steals	3	at Southeastern Okla. 01/05/23, vs East Central 02/02/23
Blocks	3	4 times
FG Made	9	at Okla. Baptist 01/11/24
FG Attempts	15	at Southeastern Okla. 02/01/24
3FG Made	5	vs Southwestern Okla. 01/20/24, at Southeastern Okla. 02/01/24, at Southwestern Okla. 01/26/23
3FG Attempts	10	at Southeastern Okla. 02/01/24
FT Made	8	vs East Central 02/02/23, vs Northwestern Okla. 03/09/24
FT Attempts	8	vs East Central 02/02/23, vs Northwestern Okla. 03/09/24

MEO, Josh

				Field Goals		3-Point		F-Throws		Rebounds										Scoring	
SEASON	TEAM	GP-GS	MIN/AVG	FG-FGA	FG%	3FG-3FGA	3FG%	FT-FTA	FT%	OFF	DEF	TOT	AVG	PF-FO	A	TO	BLK	STL	PTS	AVG	
2024-25	CCU	32-31	1016/31.7	94-251	.375	36-112	.321	49-67	.731	13	79	92	2.9	68-1	69	33	0	18	273	8.5	
TOTAL FOR Win		0-0	0/0.0	0-0	.000	0-0	.000	0-0	.000	0	0	0	0.0	0-0	0	0	0	0	0	0.0	
TOTAL		32-31	1016/31.7	94-251	.375	36-112	.321	49-67	.731	13	79	92	2.9	68-1	69	33	0	18	273	8.5	

Single Game Highs

Statistic	Value	
Points	20	vs James Madison 02/15/25
Rebounds	8	at Southern Miss. 02/20/25, at James Madison 01/30/25
Assists	7	at Georgia St. 01/11/25, vs Warner 12/29/24
Steals	2	vs Ga. Southern 01/16/25, vs USC Upstate 11/30/24, vs Marshall 01/18/25
FG Made	7	vs James Madison 02/15/25
FG Attempts	16	at Old Dominion 01/25/25
3FG Made	4	vs Georgia St. 02/26/25
3FG Attempts	7	vs Jacksonville St. 11/17/24, at Old Dominion 01/25/25
FT Made	6	at Bowling Green 02/08/25
FT Attempts	6	vs USC Upstate 11/30/24, vs James Madison 02/15/25, at Bowling Green 02/08/25



Winthrop Men's Basketball
Individual Career Summaries
All games

Page 6/7
as of Oct 27, 2025

NNAMOKO, Edward

				Field Goals		3-Point		F-Throws		Rebounds									Scoring	
SEASON	TEAM	GP-GS	MIN/AVG	FG-FGA	FG%	3FG-3FGA	3FG%	FT-FTA	FT%	OFF	DEF	TOT	AVG	PF-FO	A	TO	BLK	STL	PTS	AVG
2022-23	GSU	28-19	449/16.0	20-47	.426	0-0	.000	11-28	.393	39	62	101	3.6	53-0	4	26	18	2	51	1.8
2023-24	GSU	28-0	431/15.4	26-53	.491	0-0	.000	33-42	.786	40	84	124	4.4	53-0	13	21	18	11	85	3.0
2024-25	NMSU	20-0	103/5.1	4-9	.444	0-0	.000	12-15	.800	6	13	19	1.0	22-0	5	11	6	0	20	1.0
TOTAL FOR Win		0-0	0/0.0	0-0	.000	0-0	.000	0-0	.000	0	0	0	0.0	0-0	0	0	0	0	0	0.0
TOTAL		76-19	983/12.9	50-109	.459	0-0	.000	56-85	.659	85	159	244	3.2	128-0	22	58	42	13	156	2.1

Single Game Highs

Statistic	Value	
Points	11	vs Toccoa Falls 12/19/23, vs James Madison 02/28/24
Rebounds	16	vs Toccoa Falls 12/19/23
Assists	2	at Louisiana 02/07/24, vs Texas St. 02/24/24
Steals	2	at James Madison 02/15/24
Blocks	3	vs Coastal Ga. 11/07/22, at ULM 01/05/23
FG Made	4	vs Coastal Ga. 11/07/22, at Belmont 11/06/23, vs Toccoa Falls 12/19/23
FG Attempts	7	vs Toccoa Falls 12/19/23
FT Made	7	vs A&M-Corpus Christi 11/14/24
FT Attempts	8	vs A&M-Corpus Christi 11/14/24

ROZIER, Kareem

				Field Goals		3-Point		F-Throws		Rebounds									Scoring	
SEASON	TEAM	GP-GS	MIN/AVG	FG-FGA	FG%	3FG-3FGA	3FG%	FT-FTA	FT%	OFF	DEF	TOT	AVG	PF-FO	A	TO	BLK	STL	PTS	AVG
2022-23	DU	32-0	503/15.7	41-108	.380	18-46	.391	25-31	.806	12	27	39	1.2	49-1	68	25	2	22	125	3.9
2023-24	DU	37-21	902/24.4	68-175	.389	37-97	.381	21-26	.808	9	56	65	1.8	62-1	87	37	2	30	194	5.2
2024-25	DU	32-10	850/26.6	68-203	.335	35-111	.315	44-62	.710	7	54	61	1.9	66-0	105	34	1	34	215	6.7
TOTAL FOR Win		0-0	0/0.0	0-0	.000	0-0	.000	0-0	.000	0	0	0	0.0	0-0	0	0	0	0	0	0.0
TOTAL		101-31	2255/22.3	177-486	.364	90-254	.354	90-119	.756	28	137	165	1.6	177-2	260	96	5	86	534	5.3

Single Game Highs

Statistic	Value	
Points	20	vs Col. of Charleston 11/10/23
Rebounds	5	vs Princeton 11/15/23, vs Saint Peter's 12/03/24, vs Old Dominion 11/26/24
Assists	7	vs Stony Brook 11/13/23, vs Saint Joseph's 01/08/25
Steals	5	at Richmond 02/05/25
Blocks	1	5 times
FG Made	6	vs Col. of Charleston 11/10/23, at Nebraska 11/22/23
FG Attempts	12	at Loyola Chicago 01/06/24, vs Maine 12/11/24
3FG Made	4	at Nebraska 11/22/23
3FG Attempts	9	vs South Dakota St. 11/24/24
FT Made	8	vs George Mason 03/01/25
FT Attempts	10	vs George Mason 03/01/25



Winthrop Men's Basketball
Individual Career Summaries
All games

Page 7/7
as of Oct 27, 2025

THOMAS, Braylan

				Field Goals		3-Point		F-Throws		Rebounds									Scoring	
SEASON	TEAM	GP-GS	MIN/AVG	FG-FGA	FG%	3FG-3FGA	3FG%	FT-FTA	FT%	OFF	DEF	TOT	AVG	PF-FO	A	TO	BLK	STL	PTS	AVG
2024-25	GS	25-8	295/11.8	31-91	.341	10-35	.286	6-9	.667	25	37	62	2.5	23-0	18	12	3	11	78	3.1
TOTAL FOR Win		0-0	0/0.0	0-0	.000	0-0	.000	0-0	.000	0	0	0	0.0	0-0	0	0	0	0	0	0.0
TOTAL		25-8	295/11.8	31-91	.341	10-35	.286	6-9	.667	25	37	62	2.5	23-0	18	12	3	11	78	3.1

Single Game Highs

Statistic	Value	
Points	11	vs South Alabama 01/04/25, at Western Mich. 02/08/25
Rebounds	13	at Western Mich. 02/08/25
Assists	3	at Troy 01/30/25
Steals	2	vs Southern Miss. 03/05/25
Blocks	1	at App State 02/20/25, vs South Alabama 01/04/25, at Old Dominion 01/18/25
FG Made	4	vs South Alabama 01/04/25, vs ULM 01/02/25, at Western Mich. 02/08/25
FG Attempts	9	vs ULM 01/02/25
3FG Made	3	vs South Alabama 01/04/25
3FG Attempts	6	vs South Alabama 01/04/25
FT Made	2	at Drake 11/30/24
FT Attempts	2	at Drake 11/30/24, vs ULM 01/02/25, vs Louisiana 02/05/25

WILSON, Isaiah

				Field Goals		3-Point		F-Throws		Rebounds									Scoring	
SEASON	TEAM	GP-GS	MIN/AVG	FG-FGA	FG%	3FG-3FGA	3FG%	FT-FTA	FT%	OFF	DEF	TOT	AVG	PF-FO	A	TO	BLK	STL	PTS	AVG
2020-21	UR	20-2	156/7.8	10-25	.400	5-11	.455	10-19	.526	6	13	19	1.0	24-0	8	11	0	8	35	1.8
2021-22	UR	33-15	486/14.7	25-78	.321	9-37	.243	18-29	.621	7	30	37	1.1	63-2	22	29	1	19	77	2.3
2022-23	Win	7-6	158/22.6	9-24	.375	5-10	.500	16-24	.667	0	12	12	1.7	23-2	15	20	2	7	39	5.6
2024-25	Win	33-0	390/11.8	18-48	.375	8-23	.348	22-31	.710	3	25	28	0.8	52-0	66	32	1	19	66	2.0
TOTAL FOR Win		40-6	548/13.7	27-72	.375	13-33	.394	38-55	.691	3	37	40	1.0	75-2	81	52	3	26	105	2.6
TOTAL		93-23	1190/12.8	62-175	.354	27-81	.333	66-103	.641	16	80	96	1.0	162-4	111	92	4	53	217	2.3

Single Game Highs

Statistic	Value	
Points	10	vs Georgia St. 11/16/21, vs St. Mary's (MD) 02/14/21
Rebounds	6	at Drake 11/20/21
Assists	6	vs Piedmont 11/04/24, at Longwood 02/27/25
Steals	3	4 times
Blocks	2	vs Eastern Mich. 11/23/22
FG Made	4	vs Georgia St. 11/16/21
FG Attempts	7	at Saint Louis 01/02/22, vs Maryland 11/25/21
3FG Made	2	6 times
3FG Attempts	3	6 times
FT Made	7	at Mercer 11/19/22
FT Attempts	8	at Mercer 11/19/22